



ALL
HOME

Racial Equity & Homelessness

October 2020- HCFC Presentation

Mission:

All Home is a Bay Area organization that advances regional solutions that will disrupt the cycle of poverty and homelessness, redress the disparities in outcomes as a result of race, and create more opportunity for economic mobility for extremely low-income (ELI) individuals and families within the Bay Area.

All Home works across counties, sectors, and silos to advance coordinated, innovative solutions and build a movement to challenge the status quo that perpetuates homelessness.

Racial Equity Matters when addressing Homelessness?

A national conversation around systemic racism has been reignited.

Black Americans are disproportionately represented in the homeless population

- In the 9-county Bay Area, Black Americans are overrepresented in the homeless population by 5x compared to the general population (whites are underrepresented by 0.8x)

This disproportionality is just a surface-level indicator. There are 4 key structural drivers of housing inequity are:

1. Income inequality and lack of economic mobility.
2. An underlying racial wealth gap
3. Lack of affordable housing development (esp. for ELI households)
4. Anti-black housing policies

Data is Power- Disaggregating data by race is key to understanding how the homelessness system is working.

EX. Contra Costa County Racial Equity assessment

- **Census vs CoC:** Fewer Hispanic/Latinx (19%) were in the homeless system of care, compared to the general Hispanic/Latinx population in the County (26%). Forty percent of consumers were African American; 4x higher than the overall population in the County (10%).
- **Program Utilization:** Service utilization varied by program type and race. African Americans were the highest utilizers of prevention and rapid resolution (50%), emergency shelter (50%), transitional housing (40%), and rapid-rehousing (53%). Whites were the highest utilizers of outreach (46%), CARE Center (40%), and permanent supportive housing (41%).

The Bay Area's Black population is resilient as it is overrepresented in the homelessness by 5x

Bay Area 9-counties: % of General Population vs. % of Homeless Population, by race / ethnicity

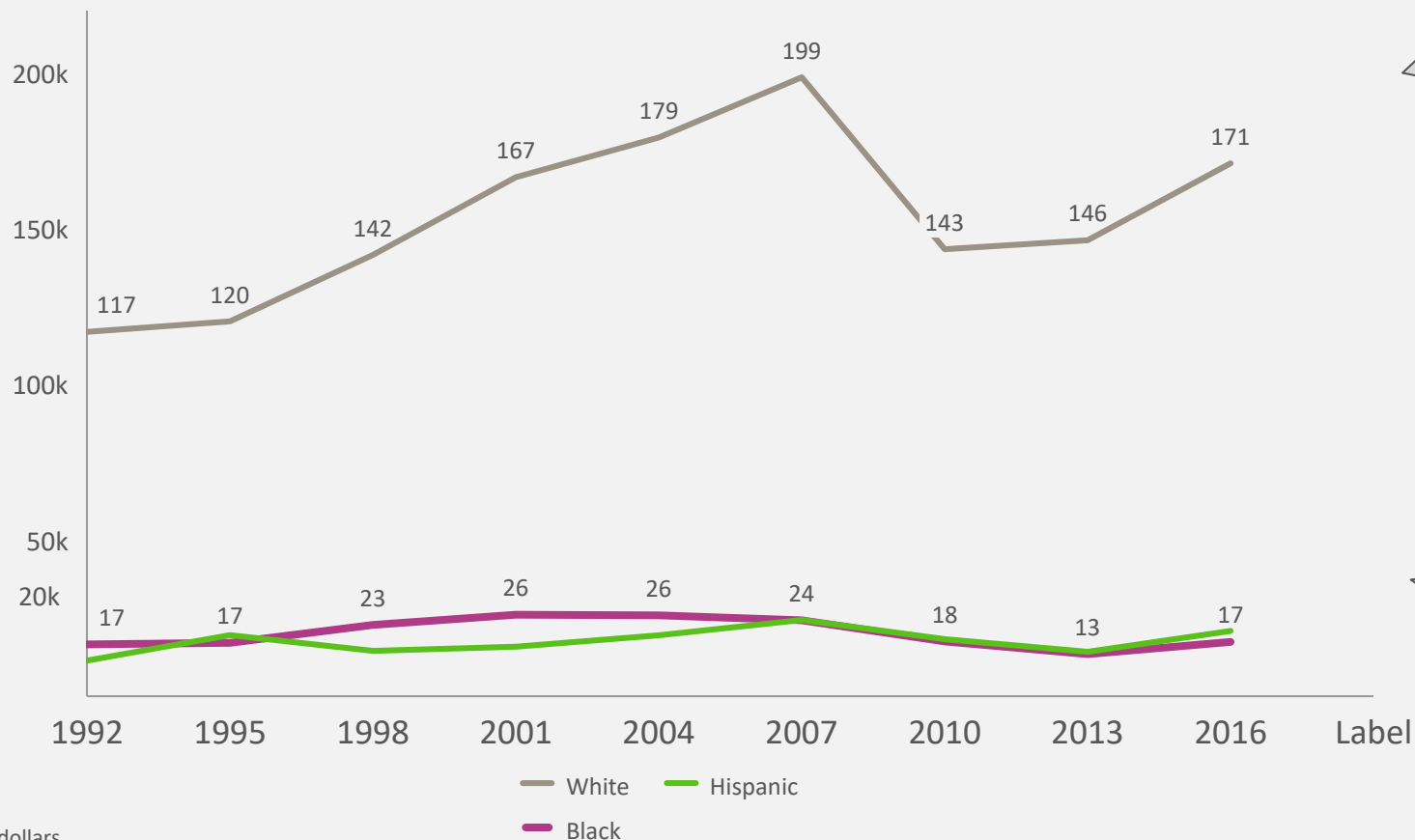
(sorted by % of homeless)



35,028
Total homeless PIT count for Bay Area

White family wealth has consistently been 8-9x that of Black / Hispanic families

Median family wealth in the US by race/ethnicity, 1983 – 2016 (\$k)



From 1992-2016, white family wealth grew by nearly 50% from 117k to 171k...

... while Black family wealth stayed flat at 17k from 1992 to 2016, despite seeing moderate growth to ~25k in the early 2000's

In the 90's, Black families had ~15% the wealth of White families

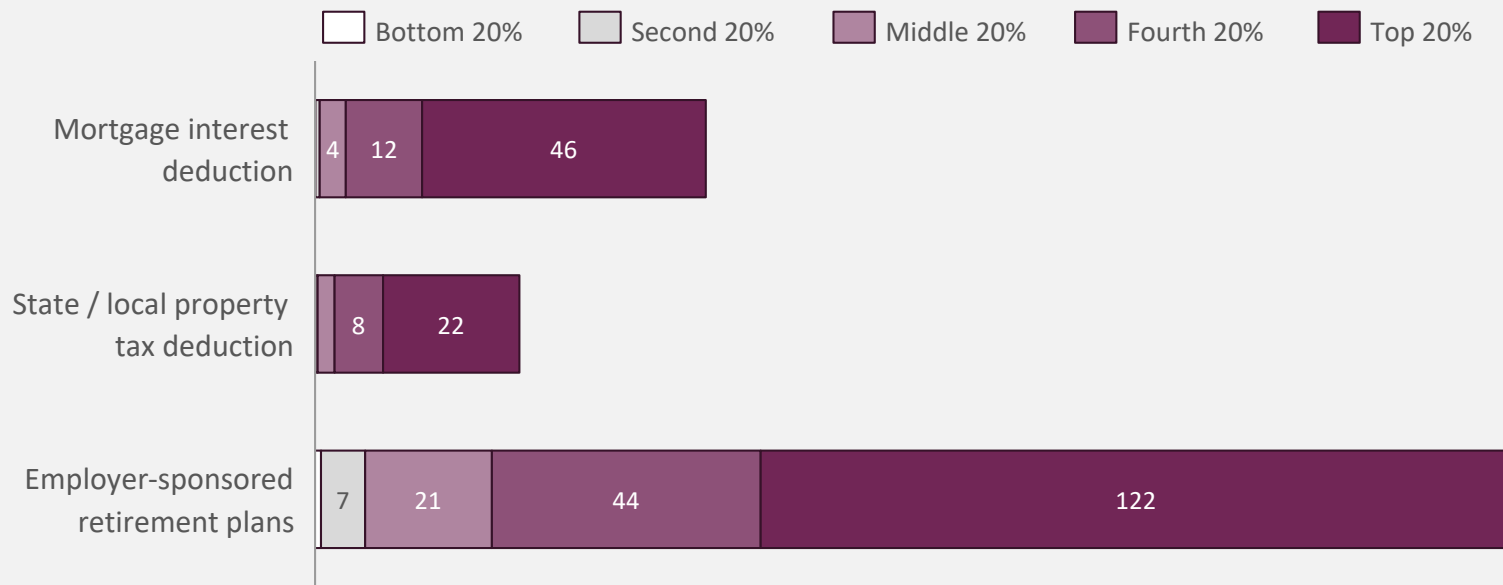
From 2010-2016, this gap increased to 11%

Note: 2016 dollars

Source: Urban Institute calculations from Survey of Financial Characteristics of Consumers 1962 (December 31), Survey of Changes in Family Finances 1963, and Survey of Consumer Finances 1983–2016.

Federal policies fail to promote asset building by lower-income families (disproportionately families of color)

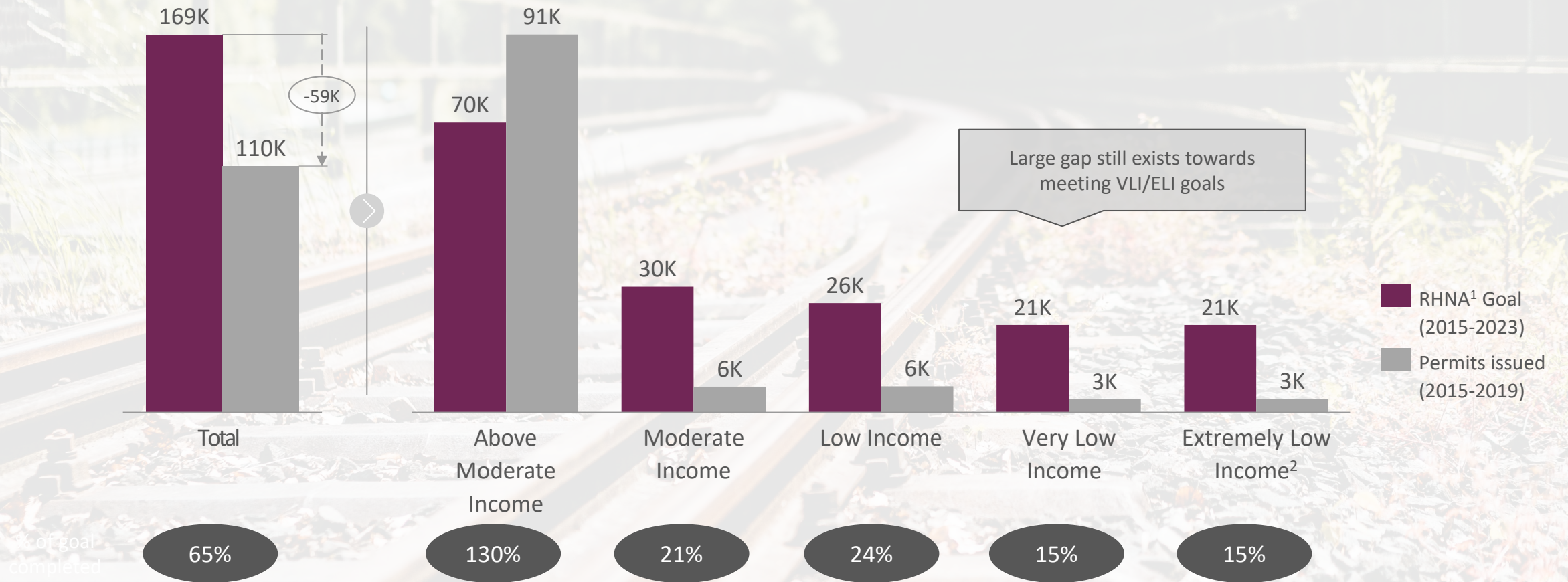
Distribution of asset-building tax subsidies by income bracket in 2017 (\$B)



Federal government is subsidizing wealth building primarily for wealthier households (which again is correlated with white families)

Note: "Income" refers to the Tax Policy Center's "expanded cash income" measure, which is described in [Rosenberg \(Tax Policy Center, 2013\)](#).
Source: Urban Institute, "Who Benefits from Asset-Building Tax Subsidies?" (Steuerle et al, 2014)

Progress on 2015-23 regional housing goals heavily skewed towards higher income households



1. Regional Housing Needs Assessment Goals (2015-2023)

2. Assumed 50% ELI-VLI split (combined in data source)

Source: California Department of Housing and Community Development (Annual Progress Report)

Community Voice Matters

The COVID-19 induced economic downturn is expected to exacerbate these inequities.

We need intentionality around addressing racial equity and homelessness-- a relentless focus on racial equity, the political will to drive policy reform and funding for this social failure.

The National Innovation Service (NIS)- Describes what marginalized communities need for an equitable COVID-19 response.

“Members from several marginalized communities (**Native-Indigenous, Pacific Islander, People with Incarceration Histories, and Asian American**) explicitly asked for more services provided through organizations led and created by their respective communities. The majority of marginalized communities called for services that understand, respect, and address the historical and current barriers caused by systemic inequity connected to their various identities.”

“Members from several marginalized communities (**Latinx, including undocumented, People with Incarceration Histories , People Living with Disabilities, Black, Asian American**) called for specialized employment services that build networks of well-paying employment opportunities within their communities and address the systemic barriers to employment connected to their identities.”

Bay Area Racial Equity Efforts at work

Destination: Home- Santa Clara County Race and Homelessness Report

- Center and raise the voice of people of color who have experienced homelessness in the policy and program decisions of the supportive housing system.
- Partner with the safety net system to better understand and address the systemic causes of poverty and inequity.
- Adopt new housing and land use policies that help reverse longstanding housing disparities that have negatively impacted people of color.

Alameda County Health Care Services Agency- Racial Impact Analysis

“Homelessness for Black, Indigenous and other people of color is the result of structural racism, with origins in manifest destiny, slavery, redlining, mass incarceration, and displacement. Because the impacts of racism reverberate across generations, temporary and one-time supports may not be effective to end homelessness for many.”

- To specifically address racial disparities, System Modeling recommends decreasing short-term Rapid Re-Housing, and increasing long term interventions like ongoing Shallow Subsidies that bridge the gap between earned income and the cost of housing and Dedicated Affordable Housing for extremely low income households with low service needs.

San Francisco Homelessness and Supportive Housing Department- SPARC Initiative

- Continue to focus on designing an equitable Coordinated Entry system.
- Incorporate racial equity into grantmaking and contracting.
- Include racial equity data analysis and benchmarks into the strategic implementation plan.
- Encourage anti-racist program delivery and promote ongoing anti-racism training. Support organizational development within agencies serving communities of color.

What can be done to eradicate racial disparities in homelessness and housing security in the Bay Area?

1. Who is at the table: Include people with lived expertise and experience of homelessness in all program, policy, and funding decisions. Who is leading the effort? Are BIPOC in leadership positions to influence decision making in the entire homelessness and housing ecosystem?

2. Apply a racial equity lens always: Disaggregating data by race and other demographic information with help to understand where the disparate impacts are happening in your systems and programs. Use a racial equity lens and data-driven decision making in the homelessness system and across other social safety net systems. Assess if your interventions are culturally responsive to what people who are most impacted.

3. Acknowledge structural racism as a driver for those experiencing homelessness:

EX. The Bay Area's Black population is overrepresented in homeless counts by 5x. We believe in targeting for 1x parity at a minimum (Bay Area white population is at 0.8x).

4. Housing Security and Economic Security are inextricably linked: Focus on indicators where BIPOC are over represented in the general population in the areas of homelessness, housing insecurity and income inequality and wealth deprivation and target your interventions that promote access to opportunity for those most impacted.