



California System Performance Measures Guide

Table of Contents

Purpose of the California System Performance Measures Spreadsheet	2
About the Data	2
Overview of the California System Performance Measures Spreadsheet	4
Using the Data	4
Measures 1a, 1b, and 2 – People who Experienced Homelessness in the CoC	5
Measure 3 – Exits to Permanent Housing	7
Measure 4 – Length of Time Homeless	11
Measure 5 – Returns to Homelessness	12
Measure 6 – Successful Placements from Street Outreach	14
Measure 7 - Breakout data for specific population groups	15
Appendix A: CA SPM Glossary	18
Appendix B: Buffers and Breaks	26
Buffers	26
Breaks	28
Appendix C: Methodology Improvements	29
Appendix D: Changes to Race & Ethnicity Categories	30
Appendix E: Other Resources	31



Purpose of the California System Performance Measures Spreadsheet

The California System Performance Measures (CA SPMs) are a series of metrics developed by the California Interagency Council on Homelessness (Cal ICH), pursuant to Health and Safety Code §50220.7, that help the state and local jurisdictions assess their progress toward preventing, reducing, and ending homelessness.

The **California System Performance Measures** spreadsheet was prepared to provide standardized data to each Continuum of Care (CoC) in the state on six performance measures, as well as information that can be used to identify underserved populations and populations disproportionately impacted by homelessness. The performance data are generated from the State's Homeless Data Integration System (HDIS), a state data warehouse that aggregates and processes data from the 44 local Homeless Management Information Systems (HMIS). The spreadsheet also includes more detailed supporting data to assist CoCs, counties, and cities in making decisions about how to spend funding and track the impacts of investments. Cal ICH will provide CoCs with data updates on their CA SPMs, which they can use for on-going performance management and planning.

This companion guide is provided to help communities understand how to interpret the data provided in the CA SPM spreadsheet. The document includes an overview of how the CA SPMs are defined, what data is used to calculate the CA SPMs, and how the CA SPMs are calculated.

About the Data

The California System Performance Measures, as required by Health and Safety Code §50220.7, are based on the U.S. Department of Housing and Urban Development (HUD) System Performance Measures (HUD SPMs) but they do differ from the HUD measures. [The Crosswalk of California and U.S. Department of Housing and Urban Development System Performance Measures](#) document provides a detailed explanation of the differences between the CA and HUD performance measures.

The primary difference between the HUD and CA SPMs is that the CA SPMs include data from several types of non-residential projects across almost all measures. This ensures that the measures capture a broader range of homelessness response services, including services accessed by people experiencing unsheltered homelessness.¹ The CA SPMs also include some data quality adjustments to support accurate identification of people who are experiencing homelessness and the time frame in which they received services, as described in [Appendix B: Buffers and Breaks](#) section of this document. Both CA SPMs and HUD SPMs are limited to data collected in HMIS, so the

¹ The HUD SPMs include data from street outreach projects only in Measure 7: Successful Placements from Street Outreach. Other non-residential projects are not included in any of the HUD SPMs. Non-residential project types in the CA SPMs include Street Outreach (SO), Coordinated Entry (CE), Day Shelter (DS), Services Only, and Other.



performance results will not reflect the experience of people who do not interact with HMIS-participating providers. The universe of providers who participate in HMIS are referred to as the “homelessness response system” throughout this document.

Since a person’s experience of homelessness may cross CoC boundaries, the CA SPMs incorporate data submitted from different CoCs, thus it is not possible to replicate measures with just one CoC’s HMIS data. This consideration directly impacts the calculation of three CA SPMs:

- **Measure 2** counts as “newly homeless” any person who entered a homelessness response system project during the reporting period and had no prior experience of homelessness over the prior two-year period in any CoC in the State.
- If a person has experienced homelessness in a CoC during the reporting period, **Measure 4** includes the number of days that the person experienced homelessness in any CoC during or continuous with that same reporting period.
- **Measure 5** counts a person as a “returner” if they exited from a CoC’s homelessness response system to a permanent destination, and then returned within six months to the homelessness response system of any CoC in the State.²

CoCs may find that other measures are also impacted indirectly by the incorporation of data from all other CoCs since HDIS creates a client record based on data submitted by all CoCs.

CoCs should use their understanding of the data recorded in their local HMIS and any changes to programs that enter data into HMIS to interpret changes in their CoC’s performance results over time. For example, expansions to the programming within a CoC or the number of service providers who report into HMIS may increase the number of people who are reported in HMIS as accessing services while experiencing homelessness.³ Additionally, performance measures are inter-related, so a change in performance for one measure may impact performance for another measure. For example, increasing exits to permanent destinations may lead to an increase in subsequent returns to homelessness if people are not provided with the financial support and supportive services needed to maintain housing.

² Note that if a person exits homelessness in one CoC and returns to homelessness in a different CoC, that person is only counted as a returner in the CoC in which they exited homelessness. They are **not** counted as a returner in the CoC in which they are returning to homelessness.

³Pursuant to AB 977 (Welfare and Institutions Code §8256), specified and new state funded homelessness programs are required to enter data into HMIS. This reporting requirement is anticipated to increase the number of people experiencing homelessness who are accessing services beginning in 2023.



Overview of the California System Performance Measures Spreadsheet

The data in the **CA System Performance Measures** spreadsheet are generated from HMIS data, which each CoC submits through quarterly data uploads to HDIS. A [Glossary of Terms](#) can be found at the end of this document. Performance data are provided in the Topline and Detail tabs, described below. The spreadsheet includes the following tabs:

- Topline – This tab includes the six main CA System Performance Measures. This tab includes the following information to allow CoCs to track their progress for each CA SPM:
 - Updated CY 2020, 2021, and 2022 data: This data covers the time period previously provided to CoCs but reflects the methodology changes described in [Appendix C: Methodology Improvements](#) and any updates to the underlying data made by CoCs since the original data was released.
 - CY 2023 Data: This data should be used to track progress towards each CA SPM.
- Detail – CY2023 – This tab includes supporting data by project type and other characteristics for each measure for the report period. This tab also includes data for specific population groups by household composition, gender, ethnicity, race, and other characteristics for each measure. Information about the new race and ethnicity categories in this table is provided in Appendix D: Changes to Race & Ethnicity Categories.
- Prior Ethnicity & Race Groups – The Measure 7 table in the Detail – CY2023 tab reports performance by ethnicity and race groups using definitions that are more inclusive of people who identify as more than one race or ethnicity. However, due to the changed definitions, these new categories are not directly comparable to the ethnicity & race categories that were previously released. CoCs can refer to the version of the Measure 7 table in the Prior Ethnicity & Race Groups tabs to see breakout data for CY 2023 that is directly comparable to the ethnicity & race categories provided in previous CA SPM reports.

Using the Data

The tables and data referred to in this section appear in the Detail tab, unless otherwise specified.



Measures 1a, 1b, and 2 – People who Experienced Homelessness in the CoC

The first two CA SPMs describe the number of people experiencing homelessness within the CoC during the reporting period. Measures 1a and 2 are generated from data in HDIS and provide data on people who are accessing services while experiencing homelessness. Measure 1b is the CoC's most recent unsheltered Point in Time (PIT) count.

- Measure 1 – Number of persons experiencing homelessness
 - Measure 1a: Number of people accessing services who are experiencing homelessness
- Measure 1b: Estimated number of people experiencing unsheltered homelessness on the CoC's Point-in-Time Count (on a single day in the last week of January). The detail tab includes only the single estimate for Measure 1b.
- Measure 2 – Number of persons entering the system who are experiencing homelessness for the first time
 - Number of people accessing services who are experiencing homelessness for the first time (defined as not accessing services while experiencing homelessness in the past two years). *Note that the spreadsheet uses "system" as an abbreviation for the homelessness response system.*

Overview: The data in this table report the number of people who were enrolled in a homelessness response system project in the CoC while experiencing homelessness during the report period. A person is described as "enrolled" in a project from the date that they enter that project (in other words, the date they become a client of that project) until the time that they exit that project. A person is described as "active" in a project at a specific point in time if that person was enrolled in a project during that time.



Measures 1a and 2: Number of people accessing services, while experiencing homelessness, within report period	January 1, 2023 through December 31, 2023 Report Period			
	Number of people experiencing homelessness who were active in a project at the start of the report period (continuously homeless)	Number of people entering the system who are experiencing homelessness for the first time (Measure 2)	Number of people returning to the system during the report period	Total number of people accessing services who are experiencing homelessness during the report period (Measure 1a)
Systemwide (all projects, all clients)				
Enrolled in non-residential projects only, while homeless (e.g. street outreach, coordinated entry, SSD projects)				
Enrolled in residential projects only, while homeless				
Enrolled in residential and non-residential projects at some point in the reporting year				
Number of people enrolled in this project type while experiencing homelessness:				
Enrolled in SD				
Enrolled in CE				
Enrolled in ES				
Enrolled in SH				
Enrolled in TH				
Enrolled in RRH				
Enrolled in PSH				
Enrolled in any other permanent housing				
Enrolled in Services, Day Shelter, or Other				

Metrics in this table are broken out into three groups: people who are continuously homeless, people who are newly homeless, and people who are returning to the homelessness response system. A person can only be counted in one of those groups; this means that a person who is counted as “active” on the first day of the report period is not counted in the returner column, even if they exited and subsequently returned to the homelessness response system within the report period. Each group is described in more detail below:

- **Number of people experiencing homelessness who were active in a project at the start of the report period (continuously homeless)**
- **Number of people entering the system who are experiencing homelessness for the first time (Measure 2)** are people who entered the homelessness response system during the report period while experiencing “first-time homelessness.” First-time homelessness in this measure means someone who was not enrolled in a homelessness response system project in any CoC in the State while experiencing homelessness during the prior two-year period.
- **Number of people returning to the system during the report period** are people who enrolled in a homelessness response system project while experiencing homelessness in any CoC in the State during the prior two-year period. This group excludes people who were already enrolled in a project while experiencing homelessness at the start of the report period.
- **Total number of people accessing services who are experiencing homelessness during the report period (Measure 1a)** is the total number of people who were enrolled in a project while experiencing homelessness in the CoC during the report period; this is the sum of the prior three columns described above.

This table also shows which types of projects people were enrolled in at any point during the report period within the homelessness response system:

- **Systemwide (all projects, all clients)** shows the number of people who were enrolled in any homelessness response system project in the CoC while experiencing homelessness during the report period.



- **Enrolled in non-residential projects only, while homeless (e.g., street outreach, coordinated entry, SSO project)** shows the number of people who were enrolled only in non-residential projects, such as Street Outreach (SO), Coordinated Entry (CE), and other Supportive Services Only (SSO) projects, while experiencing homelessness.
 - People enrolled in non-residential project types only are considered to be experiencing homelessness during their enrollment if they had a documented homeless living situation in the Prior Living Situation (PLS) or Current Living Situation (CLS) that occurred during the report period or within a 15-day buffer period; see [Appendix B: Buffers and Breaks](#) for further discussion of how “buffers” are used in the CA SPMs.
- **Enrolled in residential and non-residential projects at some point in the reporting year** shows the number of people who were enrolled in both residential and non-residential projects during the reporting period.
- This table also shows **the number of people enrolled in each project type while experiencing homelessness** at any point during the report period. Since people may have enrolled in more than one project type during the report period, the sum of the total people enrolled across the distinct project types is expected to be larger than the deduplicated systemwide count of people enrolled in any project type.
 - **Enrolled in SO** includes people enrolled in Street Outreach
 - **Enrolled in CE** includes people enrolled in Coordinated Entry
 - **Enrolled in ES** includes people enrolled in Emergency Shelters
 - **Enrolled in SH** includes people enrolled in Safe Havens
 - **Enrolled in TH** includes people enrolled in Transitional Housing
 - **Enrolled in RRH** includes people enrolled in Rapid Rehousing
 - **Enrolled in PSH** includes people enrolled in Permanent Supportive Housing
 - **Enrolled in any other permanent housing** includes people enrolled in Permanent Housing – Housing with Services and Permanent Housing – Housing Only
 - **Enrolled in Services, Day Shelter, or Other** includes people enrolled in Supportive Services Only, Day Shelters, and Other project types

Measure 3 – Exits to Permanent Housing

The third measure shows the number of people who exit homelessness by moving into permanent housing, including exits to permanent housing outside the homelessness response system (“system exits”) and to permanent housing within the homelessness response system.

- Measure 3 - Number of people exiting homelessness into permanent housing.
 - Number of people exiting homelessness into permanent housing, including people who exited the homelessness response system to permanent housing and people who moved into permanent housing within the homelessness response system

The topline measure related to CA SPM 3 includes people who exited the homelessness response system by moving into permanent housing **and** people who are still enrolled



in, and have moved into, a permanent housing project within the homelessness response system at the end of the report period. It uses the number recorded in the “Total Exits to Permanent Housing (#)” column of the “People who are enrolled in RRH, PSH or OPH at the end of the report period, or who exited the homelessness response system (unduplicated)” row in the Detail tab.

Overview: The data in this table report the number of people who exited to permanent housing destinations, the number of people who exited to any destination, the number of people who were still enrolled in permanent housing on the last day of the reporting period (and are therefore considered “active clients”), and the exit success rate for the report period.

People counted as enrolled in permanent housing may have begun their enrollment in the PH project at any point prior to the end of the report period, including before the beginning of the report period. However, people who moved into permanent housing prior to the start of the report period are not included in this number, even though they are still enrolled at the end of the report period, because they did not experience homelessness during the report period.

Note also that all of the exits counted in this measure and its supporting data include people who exit, do not enroll again during the next 14 days, and then return to homelessness later in the report period.

Measure 3: The number of persons served within the homelessness response system who exited to permanent housing, in relation to all exits, listed separately based on the setting in which they exited	January 1, 2023 through December 31, 2023 Report Period		
	System Exits to Permanent Housing (#)	All Exits (#)	System Exit Success Rate (%)
Unduplicated system exits (i.e. the last exit date within the report period for clients)			
System exit is from Emergency Shelter, Safe Haven, or Transitional Housing projects			
System exit is from Rapid Rehousing (RRH)			
System exit is from Permanent Supportive Housing (PSH) or other permanent housing (OPH) projects, with a Move-In Date			
System exit is from Permanent Supportive Housing (PSH) or other permanent housing (OPH) projects, without a Move-In Date			
System exit is from Street Outreach, Services Only, Day Shelter, Coordinated Entry, or “Other” project types*			
Number of people who are enrolled in permanent housing at the end of the report period	Moved into Housing (#)	All Active Clients (#)	Percent Moved into Housing (%)
People who are enrolled in RRH, PSH or OPH on the last day of the reporting period			
Number of people who are enrolled in permanent housing at the end of the report period, or who exited the homelessness response system	Total Exits to Permanent Housing (#)	All System Exits and Active Clients	Percentage of People Transitioning to Permanent Housing (%)
People who are enrolled in RRH, PSH or OPH at the end of the report period, or who exited the homelessness response system (unduplicated)			

*This calculation includes all “successful” exits, defined as exits to both permanent and transitional destinations when the client moved off the streets.

**People who are enrolled in permanent housing with a move-in date prior to the report period are excluded from this data because they did not experience homelessness during the report period.

Metrics in this table include:



- **Unduplicated system exits.** A person has a “system exit” if they exited a project and did not enroll in any other projects during the next 14 days.
 - **All exits (#)** shows the number of people who were enrolled in a project during the report period and were no longer enrolled in a project entering data into HMIS at the end of the report period.
 - **System exits to permanent housing (#)** shows the number of people who were enrolled in a project during the report period, had a “system exit,” and moved into permanent housing that is not part of the homelessness response system.
- **System exits disaggregated by the last project type that a person was enrolled in before exiting the homelessness response system.** If a person accessed multiple types of services simultaneously or consecutively (fewer than 14 days apart) within the homelessness response system before they exited, the homelessness response system exits are based on the last project type they were enrolled in.
- A person can exit the homelessness response system multiple times during the report period. If the person exited the homelessness response system from different project types during the report period, they are only counted in system exit row that reflects the type of project that they last exited from. Data is disaggregated into the following groups based on project type:
 - **System exit is from Emergency Shelter, Safe Haven, or Transitional Housing Projects**
 - **System exit is from Rapid Rehousing (RRH)**
 - **System exit is from Permanent Support Housing (PSH) or other permanent housing (OPH) projects, with a Move-In Date**
 - These exits only include people who had moved into OPH or PSH projects that are a part of the homelessness response system, and then exited those projects, and did not enter into another project that is part of the homelessness response system during the next 14 days. People with this trajectory exited homelessness on their move-in date (the date that they moved into the permanent housing project) by moving into permanent housing *outside* of the homelessness response system.
 - **System exit is from Permanent Support Housing (PSH) or other permanent housing (OPH) projects, without a Move-In Date**
 - These exits only include people who had been enrolled in OPH or PSH projects that are a part of the homelessness response system but did not move into permanent housing provided through those projects, and then exited those projects and did not enroll in any other project that is part of the homelessness response system during the next 14 days.
 - These exits reflect when people exited the homelessness response system, either because they found housing outside of the homelessness response system or otherwise ceased their enrollment in the OPH or PSH project without entering another project that is part of the homelessness response system during the next 14 days.
 - **System exit is from Street Outreach, Services Only, Day Shelter, Coordinated Entry, or “Other” project types**



- **Number of people who are enrolled in permanent housing at the end of the report period** includes people who were enrolled in rapid rehousing, permanent supportive housing, or other permanent housing projects on the last day of the report period, and are therefore not included in the number of people who have exited the homelessness response system. This additional information is provided to allow CoCs to understand how many people have been permanently housed within the homelessness response system during the report period.
 - Unlike the people counted under “System exit is from Permanent Supportive Housing (PSH) or other permanent housing (OPH) projects, with a Move-In Date,” people counted in this section are still enrolled in the RRH, PSH, or OPH project in HMIS on the last day of the report period.
 - **Moved into Housing (#):** People in this category are enrolled in a PH project **and** have moved into permanent housing provided by the PH project (which is indicated by the person having a move-in date during the report period). They are considered to have ended their homelessness at the point at which they moved into a permanent housing project (their “move-in date”) and are still considered active because they are enrolled in a project within the homelessness response system on the last day of the report period. People in this category are *not* counted as “system exits” in Measure 3 since they have not exited the homelessness response system by the end of the report period.
 - People who are “active clients” and have move-in dates have moved into a permanent housing unit with the assistance of the PH project. For PSH and OPH projects, long-term housing is provided either through a housing unit operated by the project or through rental assistance funded by the project. For RRH projects, assistance typically includes short- or medium-term rental assistance either funded by the RRH project, or a voucher funded by another source.
 - **All Active Clients (#):** This category includes all people who were still enrolled in in RRH, PSH, or OPH projects on the last day of the report period. This includes the subset of those individuals reported in the “Housed (#)” column as well as people who are enrolled in RRH, PSH, or OPH projects but have not been housed.
- **Number of people who are enrolled in permanent housing at the end of the report period, or who exited the homelessness response system:**
 - **Total Exits to Permanent Housing (#)** includes both:
 - People who successfully exited the homelessness response system (“system exits”). A successful exit is any exit to permanent housing, **or** an exit from a non-residential project (i.e. street outreach, services only, day shelter, coordinated entry, or “other”) to temporary non-street destinations, and
 - People who were enrolled in a RRH, PSH, or OPH project with a move-in date during the report period (who are also counted as “Housed (#)” in the “Number of active clients housed in permanent housing during the report period” row).
 - **All System Exits and Active Clients** shows the unduplicated number of people who have exited the homelessness response system to any destination PLUS



people who were still enrolled in RRH, PSH, and other PH projects on the last day of the report period. If a person had a system exit to permanent housing, **and** was enrolled in a RRH, PSH, or OPH project on the last day of the report period (for example, if a person exited from a project, returned after 14 days, newly enrolled, and moved into a PH project in HMIS), the person is only counted once in this row.

Measure 4 – Length of Time Homeless

The fourth measure and supporting detail describe how long people in the CoC experienced homelessness while accessing services, and the length of time they were enrolled in different project types in the homelessness response system.

- Measure 4 – Length of time persons remained homeless
 - Average length of time (in number of days) that people were enrolled in street outreach (SO) or other non-residential projects (while experiencing homelessness), emergency shelter (ES), transitional housing (TH), and safe haven (SH) projects, as well as time during which people were enrolled in, but had not yet moved into, rapid rehousing (RRH), permanent supportive housing (PSH), and other permanent housing (OPH) projects.

Overview: The data in this table includes the average and median length of time people experienced homelessness. This data includes the cumulative days people experienced homelessness during enrollments recorded in HMIS that occurred during the report period or enrollments that began before the report period and continued during the report period (described in the table as being continuous with the report period). Days homeless are calculated based on project enrollment dates, but adjustments are made for enrollments in night-by-night ES and non-residential project types, as described in the [Appendix B: Buffers and Breaks](#) section of this document.

When calculating the number of days people experienced homelessness, all overlapping time recorded in different homelessness project enrollments is unduplicated. For example, if a person was enrolled in an ES project from January 1st through January 30th and had an overlapping enrollment in a TH project from January 15th through February 15th, their length of time homeless would be calculated as 45 days, from January 1st through February 15th.

Measure 4: Length of time people were known to be homeless, as documented within the	January 1, 2023 through December 31, 2023 Report	
	Average	Median
Cumulative system days homeless recorded in HMIS continuous with or during the report period		
Days homeless in ES/SH continuous with or during the report period		
Days homeless in TH continuous with or during the report period		
Cumulative days homeless in sheltered situations (ES/SH/TH) continuous with or during the report period		
Additional days homeless in SO/DS/ICE continuous with or during the report period		
Additional days homeless while enrolled in, but not moved into, RRH or PSH		



Metrics in this table include:

- **Cumulative system days homeless recorded in HMIS continuous with or during the report period** shows the average and median length of time people were enrolled in projects in the homelessness response system while experiencing homelessness. The average and median number of days people experienced homelessness is also reported separately for the number of days people experienced homelessness while enrolled in different project types:
 - **Days homeless in ES/SH continuous with or during the report period** shows the average and median days homeless while enrolled in ES or SH.
 - **Days homeless in TH continuous with or during the report period** shows the average and median days homeless while enrolled in TH.
 - **Cumulative days homeless in sheltered situations (ES/SH/TH) continuous with or during the report period** shows the average and median number of days people experienced homelessness while enrolled in ES, SH, or TH projects, combined.
 - **Additional days homeless in SO/DS/CE continuous with or during the report period** shows the average and median number of days people were enrolled in SO, day shelters (DS), coordinated entry (CE), supportive services only (SSO), and other projects while experiencing homelessness based on recorded homeless Current Living Situations (CLS) and Prior Living Situations (PLS), excluding any days in which a person was enrolled in any of these project types while they were simultaneously enrolled in an ES, SH, or TH project. These days are considered “additional” because they are in addition to the days that a person was enrolled in an ES, SH, or TH project.
 - **Additional days homeless while enrolled in, but not moved into, RRH or PSH** shows the average and median number of days people were enrolled in a PSH, RRH, or OPH project while experiencing homelessness, excluding any days in which a person was enrolled in any of these project types while they were simultaneously enrolled in an ES, SH, or TH project. These days are considered “additional” because they are in addition to the days that a person was enrolled in an ES, SH, or TH project.

Measure 5 – Returns to Homelessness

The fifth measure and supporting detail describe people who returned to the homelessness response system (e.g., emergency shelter (ES), safe haven (SH), transitional housing (TH), rapid rehousing (RRH) or permanent supportive housing (PSH) projects or non-residential projects while experiencing homelessness) in any CoC in the state within six months after they exited the homelessness response system.

- Measure 5 – Number of persons who return to homelessness after exiting homelessness to permanent housing
 - Percent of people who return to homelessness within six months of exiting the homelessness response system to permanent housing.

Overview: This table provides the number of people who exited homelessness during the first six months of the report period, the number who returned to homelessness within six months of their system exit, and the return rate for that group. Additional details show



the number of people who had a system exit to any destination, people who had a system exit to a destination that was considered permanent at the time of the exit, people who had a system exit to a temporary destination, and people who had a system exit to an unknown destination. The table also shows the subset of these groups who returned within six months and the return rate. Performance is measured by the percent of people with system exits to permanent destinations in the report period who returned to the homelessness response system, meaning they had a subsequent enrollment in a homelessness project in HMIS within six months of the person's first system exit during the report period.⁴

Measure 5: Of those who exited from the system, the number who returned to the system within 6 months of their exit date	January 1, 2023 through December 31, 2023 Report Period			
	Destination Type	Number of people with a system exit during the first 6 months of the report period	Number of people who returned within 6 months of their exit date	Return Rate (%) within 6 months of prior exit date
System exit from any project type (based on the earliest exit date within the exit cohort period)	All Exits			
	To Perm			
	To Temp			
	To Unk			
System exit is from Emergency Shelter, Safe Haven, or Transitional Housing projects	To Perm			
	To Temp			
	To Unk			
System exit is from Rapid Rehousing	To Perm			
	To Temp			
	To Unk			
System exit is from Permanent Supportive Housing or other permanent housing projects, with a Move-In Date	To Perm			
	To Temp			
	To Unk			
System exit is from Permanent Supportive Housing or other permanent housing projects, without a Move-In Date	To Perm			
	To Temp			
	To Unk			
System exit is from Street Outreach, Services Only, Day Shelter, Coordinated Entry, or "Other" project types	To Perm			
	To Temp			
	To Unk			

Note: Returns are based on a subsequent enrollment in an emergency shelter, safe haven, transitional housing, rapid re-housing, or permanent supportive housing project. Subsequent enrollments in non-residential projects and other permanent housing projects are also counted as a return if the person's current living situation is a homeless setting at the time of the contact.

Metrics in this table include:

- **System exit is from any project type (based on the earliest exit date during the exit cohort period)** shows the number of total system exits, system exits to permanent destinations, system exits to temporary destinations, and system exits to unknown destinations across all project types, broken out by the following:
 - **Number of people with a system exit during the first 6 months of the report period** (the "exit cohort")
 - **Number of people who returned within 6 months of their exit date**
 - **Return Rate (%) within 6 months of prior exit date**
- This table also shows the same data for people based on the project type in which they were last enrolled prior to their system exit:

⁴ Note that if a person exits to permanent housing outside of the homelessness response system, returns to the homelessness response system by enrolling in a permanent housing project, and then moves into permanent housing that is provided by that project immediately (meaning that their move-in date is the same as their entry date), they are not counted among people who returned to the homelessness system.



- System exit is from Emergency Shelter, Safe Haven, or Transitional Housing projects
- System exit is from Rapid Rehousing
- System exit is from Permanent Supportive Housing or other permanent housing projects, with a Move-in Date
- System exit is from Street Outreach, Services Only, Day Shelter, Coordinated Entry, or “Other” project types

Measure 6 – Successful Placements from Street Outreach

The sixth measure and supporting detail describes people's destinations when they exit street outreach (SO) projects and calculates the number of people with successful placements. For purposes of this measure, a person's destination when they exit from street outreach is their destination when they finished receiving assistance from street outreach (e.g., their last SO enrollment) within the report period.

- Measure 6 – Successful placements from street outreach
 - The number of people with successful placements from street outreach projects, which includes exits to an emergency shelter (ES), safe haven (SH), transitional housing (TH), or permanent housing (PH) destinations.

Overview: The data in this table report the number of people who exited street outreach to successful destination types, the total number of people who exited from street outreach to any type of destination, and the exit success rate for the report period. Successful exits from SO include temporary housing, permanent housing, and some institutional settings. Note that all of the placements counted in this measure include people who exit SO and then return to SO later in the report period.

Measure 6: The number of persons who exited street outreach projects to successful destinations, in relation to all persons who exited street outreach	January 1, 2023 through December 31, 2023 Report Period		
	Successful Placements (temporary or permanent destinations) (#)	All Exits (#)	Exit Success Rate (%)
Street Outreach exits (based on last street outreach exit in reporting period)			

Metrics in this table include:

- **Street Outreach exits (based on last street outreach exit in reporting period)**
 - **Successful Placements (temporary or permanent destinations) (#):** The number of people were enrolled in SO projects and exited to a temporary or permanent destination, such as ES, SH, TH, or PH destinations.
 - **All Exits (#):** The number of people who exited from SO to any destination.
 - **Exit Success Rate (%):** The percentage of all people who exited to a successful placement, out of all people who exited SO during the report period.



Measure 7 - Breakout data for specific population groups

The seventh measure is supporting data on how the CoC has performed on each of the six performance measures within specific population groups.

Overview: The data in this table shows performance for each of the CA SPMs disaggregated by household composition, gender, race and ethnicity, and other characteristics and experience. Within the context of what applicants know about their system, communities and their key partners can use this data to assess inequities among people experiencing homelessness in their community and identify opportunities for the system to expand or adjust strategies to better meet the needs of specific groups.

Measure 7: Breakout data for specific population groups	January 1, 2023 through December 31, 2023 Report Period						
	Measure 1a: Number of people accessing services who are experiencing homelessness	Measure 1b: Estimated number of people experiencing unsheltered homelessness on the PIT	Measure 2: Number of people accessing services who are experiencing homelessness for the first time	Measure 3: Number of people exiting homelessness into permanent housing	Measure 4: Average length of time (in days) persons spent enrolled in street outreach, emergency shelter, transitional housing, safe haven projects and time prior to move-in for persons enrolled in rapid rehousing and permanent	Measure 5: Percent of people who return to homelessness within 6 months of exiting homelessness to permanent housing	Measure 6: Number of people served in street outreach projects who exit to emergency shelter, safe haven, transitional housing, or permanent housing destinations.
Performance by Household Composition*							
All persons							
Persons in HHs without children							
Persons in HHs with at least 1 adult and 1 child							
Persons in HHs with only children							
Performance by Gender							
Cisgender Woman/Girl							
Cisgender Man/Boy							
People who are Transgender							
People with Another Identity							
People who are Questioning							
People with Unknown Gender (e.g. doesn't know Gender, refused to respond, or data were not collected)							



Performance by Ethnicity and Race							
People who are American Indian or Alaska Native (alone or in combination)							
People who are Asian or Asian American (alone or in combination)							
People who are Black or African American (alone or in combination)							
People who are Hispanic/Latino (alone or in combination)							
People who are Middle Eastern or North African (alone or in combination)***							
People who are Native Hawaiian or Other Pacific Islander (alone or in combination)							
People who are White (alone or in combination)							
People who are American Indian or Alaska Native (alone)							
People who are Asian or Asian American (alone)							
People who are Black or African American (alone)							
People who are Hispanic/Latino (alone)							
People who are Middle Eastern or North African (alone)***							
People who are Native Hawaiian or Other Pacific Islander (alone)							
People who are White (alone)							
People who are American Indian or Alaska Native (in combination)							
People who are Asian or Asian American (in combination)							
People who are Black or African American (in combination)							
People who are Hispanic/Latino (in combination)							
People who are Middle Eastern or North African (in combination)***							
People who are Native Hawaiian or Other Pacific Islander (in combination)							
People who are White (in combination)							
Performance for various Sub-Populations and Other Characteristics**							
# of Adults who are Experiencing Significant Mental Illness							
# of Adults who are Experiencing Substance Abuse Disorders							
# of Adults who are Veterans							
# of Adults with HIV/AIDS							
# of Adults who are Currently Fleeing Domestic Violence							
# of Older Adults (50+ years old)							
# of Unaccompanied Youth (18- 24 years old)							
# of Parenting Youth (18-24 years old)							

Metrics in this table include:

- **Performance by Household Composition**
 - All persons
 - Persons in HHs without children
 - Persons in HHs with at least 1 adult and 1 child
 - Persons in HHs with only children
- **Performance by Gender**
 - Cisgender Woman/Girl
 - Cisgender Man/Boy
 - People who are Transgender
 - People with Another Identity
 - People who are Questioning
 - People with Unknown Gender (e.g., doesn't know Gender, refused to respond, or data were not collected)
- **Performance by Ethnicity and Race:** For each of the following groups, the table shows the performance measure among people who identify only with that group ("alone"), the performance measure among people who identify with that group and at least one other group ("in combination"), and the performance measure among all people who identify with that group ("alone or in combination"):
 - People who are American Indian or Alaska Native
 - People who are Asian
 - People who are Black or African American
 - People who are Hispanic/Latino



- People who are Middle Eastern or North African
- People who are Native Hawaiian or Other Pacific Islander
- People who are White
- **Performance for various Sub-Populations and Other Characteristics**
 - # of Adults who are Experiencing Significant Mental Illness
 - # of Adults who are Experiencing Substance Abuse Disorders
 - # of Adults who are Veterans
 - # of Adults with HIV/AIDS
 - # of Adults who are Currently Fleeing Domestic Violence
 - # of Older Adults (50+ years old)
 - # of Unaccompanied Youth (18- 24 years old)
 - # of Parenting Youth (18-24 years old)



Appendix A: CA SPM Glossary

TERM	DEFINITION
Average length of time homeless	<p>The average cumulative, unduplicated number of days that clients were served in specified homelessness projects. All periods of homelessness are unduplicated and summed across project enrollments, including any continuous enrollment timeframes that occurred prior to the reporting period. Periods of less than seven days between project enrollments are not considered a break in the continuity of homelessness.</p> <p>For Emergency Shelter (Entry/Exit Tracking Method), Transitional Housing, and Safe Haven projects, the client is considered to be experiencing homelessness for the entire enrollment. For Emergency Shelter projects with a night-by-night tracking method, the person is considered homeless on any night they stayed at the shelter (recorded as a bed night date) and any days between the recorded bed night dates. If no bed night date is recorded on the project start date, the project start date is reset to 15 days before the first recorded bed night or back to the original start date; if no bed night date is recorded on the project exit date, it is reset to 15 days after the last bed night recorded or back to the original exit date, as described in the definition for "Buffers," below.</p> <p>In permanent housing projects (Rapid Re-Housing, Permanent Supportive Housing, Other Permanent Housing), the client is considered to be experiencing homelessness from the project start date to the PH move-in date or project exit date (whichever is earlier).</p> <p>For non-residential projects (Street Outreach, Day Shelter, Coordinated Entry) the client is considered to be experiencing homelessness for any day on which a contact is recorded and the client's current living situation is marked as a homeless situation, plus the 15-day period before and after that date, within the parameters of the recorded project start and end date.</p>
Breaks	<p>Breaks are a type of adjustment applied to non-residential data when calculating CA SPMs to account for more difficult data collection conditions in non-residential projects. A break is defined as a period of 60 days or more between recorded service contacts within a non-residential project.</p> <p>Non-residential projects enroll clients when they begin receiving assistance, record discreet service contacts each time assistance is provided, then exit the client when the assistance is complete. Often non-residential projects have difficulty tracking when a client has exited the project since a project does not know in advance when a client will choose to stop accessing services. As part of calculating HDIS performance measures, if there is a break of more than 60 days after a service contact, the client is considered to have exited. If</p>



	there's a later service contact (more than 60 days from the prior contact), the person is considered to have re-entered the project.
Buffers	<p>A buffer is a methodological adjustment that has been incorporated into CA SPM calculations to more accurately infer how long someone has experienced homelessness while accessing homelessness services.</p> <p>Since most non-residential projects are not expected to interact with someone every day they experience homelessness, a buffer of 15 days is added before and after each service contact with a client who has a current living situation in a homeless setting. The buffer is programmed so it does not exceed a client's recorded project start and exit dates. The "buffered" service contacts are then counted towards a client's period of homelessness, unduplicated with time already recorded in simultaneous enrollments in other projects. Buffers are also applied to night-by-night shelter enrollments under very limited circumstances. (See the Night-by-night shelter definition for more information.)</p>
Current living situation (CLS) - - homeless and non-homeless	<p>Most residential project types (e.g., Emergency Shelters) in homelessness systems only serve people experiencing homelessness, but non-residential project types (e.g., Street Outreach and Coordinated Entry projects) may serve people who are experiencing homelessness AND those who are not experiencing homelessness.</p> <p>For clients enrolled in non-residential projects, the Current Living Situation (CLS) field in HMIS indicates whether a client is staying in homeless or non-homeless settings. CLS is supposed to be recorded by non-residential projects at every contact to track a person's current living situation over time.</p>
Client record	Homelessness response system projects record data about the clients they serve in their CoC's HMIS. Every client who receives assistance should have a single record in the HMIS with the individual's basic identifiers and demographics. When a client accesses homelessness services, a project enrollment should be created for service providers to record information about the services provided for the client and other information about the client related to the time period in which the client is enrolled in the project.
Continuum project	When a project is set up in HMIS, it is identified as a 'Continuum' project or a non-Continuum project. A 'Continuum' project is a project within the geographic boundaries of the Continuum(s) of Care served by the HMIS with a primary purpose to meet the specific needs of people who are homeless by providing lodging and/or services. A Continuum project is not limited to those projects funded by HUD and should include all federally or non-federally funded projects functioning within the Continuum of Care.



Enrollment	An enrollment, also referred to as a project enrollment, represents a period of assistance provided by a specific project to a client, as defined by a project start date and project exit date. A client in HMIS must have at least one project enrollment during the report period to be reported in the CA SPMs.
Experiencing homelessness	<p>The logic used to determine whether a client is experiencing homelessness varies based on the type of project a client is enrolled in. Only clients who experience homelessness at some point during the report period are included in CA SPMs.</p> <p>Clients enrolled in non-residential project types (Street Outreach, Supportive Services Only, Day Shelter, Coordinated Entry, or Other), which can serve both people who are experiencing homelessness and those who are housed, are considered to be experiencing homelessness based on their current living situation at the time of each project interaction within a specified report period.</p> <p>Clients enrolled in residential project types are considered to be experiencing homelessness if they are enrolled in Emergency Shelter, Transitional Housing, or Safe Haven or if they are enrolled in permanent housing (Rapid Re-Housing, Permanent Supportive Housing, Other Permanent Housing) but have not yet moved into housing. A client enrolled in a permanent housing project who has moved into housing (i.e., has a move-in date) would no longer be considered as experiencing homelessness.</p>
Exit cohort period	An exit cohort period is the period of time during which people with system exits are identified. For example, in a report for CY 2022 (1/1/2022-12/31/2022), performance data is based on a calendar year 2022 exit cohort period. Therefore, anyone with a system exit in calendar year 2022 is considered part of the CY 2022 exit cohort.
Exit cohort	An exit cohort is the group of people with a system exit in a defined exit cohort period. The subset of exiters who exit to a permanent destination is used for CA SPM 3 and as the denominator for CA SPM 5. (Note that people who die during the time they are enrolled in a homelessness project are excluded from exit and returns performance CA SPMs.)
Exit date	In HMIS, service providers are expected to enter a project exit date when a client is no longer enrolled and therefore has ended participation in the project. An exit destination should be recorded in HMIS at the time of any project exit.



<p>Exit to permanent destination</p>	<p>When a client exits a project enrollment, service providers record the participant's exit destination, which reflects the client's living situation immediately after ending their enrollment. Permanent exit destinations as of the FY 2024 Data Standards include the following responses: Staying or living with family, permanent tenure; Staying or living with friends, permanent tenure; Moved from one HOPWA funded project to HOPWA PH; Rental by client, no ongoing housing subsidy; Rental by client, with ongoing housing subsidy; Owned by client, with ongoing housing subsidy; or Owned by client, no ongoing housing subsidy.</p> <p>The permanent exit destination "Rental by client, with ongoing housing subsidy" includes the following subsidy types: GPD TIP housing subsidy; VASH housing subsidy; Rapid Re-Housing or equivalent subsidy; HCV voucher (tenant or project based) (not dedicated); Public housing unit; Rental by client, with other ongoing housing subsidy; Housing Stability Voucher; Family Unification Program Voucher (FUP); Foster Youth to Independence Initiative (FYI); Permanent Supportive Housing; or Other permanent housing dedicated for formerly homeless persons.</p>
<p>Experiencing homelessness for the first time</p>	<p>Any person who entered a homelessness response system project during the reporting period and was not enrolled in a project that reported to HMIS at any point in the two years prior is counted as experiencing homelessness for the first time. The two-year period is calculated from the date of a client's first enrollment during the report period.</p>
<p>Homeless start date/ Homeless end date</p>	<p>To define the period of a project enrollment when a client is assumed to be experiencing homelessness, HDIS calculates a homeless start date and a homeless end date for each enrollment.</p> <p>A homeless start date is defined by the first date during an enrollment that a client is determined to be experiencing homelessness (see Experiencing Homelessness). A homeless end date is the date at which the client is no longer recorded as experiencing homelessness.</p> <p>For clients enrolled Emergency Shelter projects using entry/exit tracking, Transitional Housing, or Safe Haven, the homeless end date is set to the project exit date. For clients enrolled in Emergency Shelter projects with a night-by-night tracking method, the homeless end date is set to the last night of shelter recorded in the project.</p> <p>For clients enrolled in permanent housing (Rapid Re-Housing, Permanent Supportive Housing and Other Permanent Housing), the homeless end date is set to the PH move-in date or project exit date, whichever is earlier.</p> <p>For enrollments in non-residential projects (Street Outreach, Supportive Services Only, Coordinated Entry), if the last service contact in a homeless setting was more than 15 days from the project exit date, the homeless end date is set to fifteen days after the last</p>



	<p>service contact. [When calculating a client's length of homelessness, overlapping enrollments are unduplicated, and any period in which someone is recorded as being housed supersedes homeless enrollments.]</p>
<p>Homelessness response system</p>	<p>The universe of organizations and entities within a community or geographic area who collectively work together to end homelessness in the community by providing and coordinating services, shelter, and housing to assist people experiencing and at-risk of homelessness. In the context of the CA SPMs, the homelessness response system includes organizations and service providers that participate in HMIS. This is sometimes abbreviated as "homelessness system" or the "system."</p>
<p>Move-in date</p>	<p>The date when the client or household served in a permanent housing project moves into any type of permanent housing. This data element distinguishes between the time before moving in when the client or household is still considered to be experiencing homelessness and the period after move-in, when the client or household is housed but still enrolled in the project. After the move-in date, the person is no longer considered to be experiencing homelessness, even though they are still receiving assistance from the project.</p>
<p>Night-by-night shelter</p>	<p>For Emergency Shelter projects in HMIS, a project's tracking method indicates whether clients' length of participation in the project is measured using the entry-exit method or the night-by-night method. Per the HUD HMIS data standards, "The night-by-night method relies on creating a separate record of each individual date on which a client is present in the shelter as a means for calculating length of stay." Shelters using this method record each night stayed in the project, called a bed night date.</p> <p>When calculating CA SPMs, clients are assumed to be active in the project between their first and last bed night date recorded during project enrollment. If a client does not have any bed night dates recorded, the client is assumed to have stayed on the night of the project start date, as well as the 15 days following that date (see 'buffers' for more detail).</p>
<p>Non-residential projects</p>	<p>Non-residential projects included in the CA SPMs include: Street Outreach, Coordinated Entry, Day Shelter, and Supportive Services Only, and Other projects. Since non-residential projects may serve people who are not experiencing homelessness, clients enrolled in non-residential project types only are considered to be experiencing homelessness during their enrollment if they had a documented homeless living situation in the Prior Living Situation (PLS) or Current Living Situation (CLS) that occurred during the report period or within a 15-day buffer period. See buffers and breaks for more information.</p>



<p>Overlapping enrollments</p>	<p>Overlapping enrollments are enrollments where a client's entry/exit date range for one project enrollment overlaps wholly or partially with their entry/exit date range for another project, meaning that they were enrolled in both projects concurrently. Many people experiencing homelessness receive assistance from more than one project within a homelessness system, such as someone enrolled in Emergency Shelter and Rapid Re-housing (pre-move-in), or Street Outreach and Emergency Shelter. When calculating the CA SPMs, overlapping enrollments are identified to calculate unduplicated lengths of time homeless and system exits.</p>
<p>People accessing services</p>	<p>Besides CA SPM 1b, the CA SPMs are entirely generated from HDIS data. HDIS data represents information about people who are accessing services from projects that report data to an HMIS. These projects are referred to as "HMIS participating projects". People who are experiencing homelessness in the jurisdiction but are not receiving services from HMIS participating projects will not be represented in the CA SPM data.</p>
<p>Populations disproportionately impacted</p>	<p>Each community will need to identify populations that are over-represented in HDIS data in comparison to their representation within the local geography as a whole or in comparison to the population's representation among those experiencing poverty. The word 'population' is used here to describe a group of people with a shared characteristic that enables the community to measure their experience. In addition, communities should examine the CA SPMs to determine if outcomes differ for different populations. If some populations are over-represented or disproportionately impacted, local stakeholders (including representatives of those in the impacted population) should review results and identify strategies to achieve equitable outcomes for the impacted group. When designing strategies to remedy disproportionate impacts, CoCs should also consider whether the impacted population is underserved within the homelessness system.</p>
<p>Project enrollment</p>	<p>In HMIS, each enrollment in a project has an entry date, which represent when the client began receiving services from a project and exit date, representing the date the person is no longer enrolled in the project.</p>
<p>Project types</p>	<p>Residential project types include Emergency Shelter, Transitional Housing, Safe Haven, PH-Rapid Re-housing, PH-Permanent Supportive Housing, and Other Permanent Housing.</p> <p>Non-residential projects include: Street Outreach, Day Shelter, Coordinated Entry, Services Only, and Other.</p> <p>Permanent housing project types (a subset of residential projects) include: PH-Rapid Re-housing, PH-Permanent Supportive Housing, and Other Permanent Housing projects, which include Permanent Housing – Housing with Services and Permanent Housing – Housing Only.</p>



Report period	<p>The time period in which each of the CA SPMs is being measured. For CA SPM 3, a client's system exit must be within the report period to be counted in the measure.</p> <p>For CA SPM 5, a client's system exit must be within the first six months of the report period, and their return must be within the report period.</p> <p>For CA SPM 6, a client's project exit from street outreach must be within the report period to be counted in the measure.</p>
Residential projects	Residential projects in HDIS include Emergency Shelter, Transitional Housing, Safe Haven, Rapid Re-Housing, Permanent Supportive Housing, and Other Permanent Housing.
Return to homelessness after exiting to permanent destinations	People in a system exit cohort are counted as having a "return to homelessness" if they have subsequent involvement in the homelessness system within six months of exiting the homelessness system. CA SPM 5 is limited to the system exit cohort of people with system exits to permanent destinations, but the detailed data tab also provides returns information on those who exited to temporary and unknown destinations.
Sheltered homelessness	Clients actively being served in Emergency Shelter, Safe Haven, or Transitional Housing are considered to be experiencing sheltered homelessness. The number of clients experiencing sheltered homelessness is calculated by counting clients served in these project types.
Successfully placed from street outreach	Clients served in street outreach projects are considered to have a successful placement if they exited to a residential destination, which can include temporary destinations such as Emergency Shelter, Safe Haven, Transitional Housing, or permanent housing destinations. For purposes of this measure, an exit is the last enrollment from street outreach within the reporting period.
System exit	An exit from any project where there is no subsequent enrollment in any project for the client in the 14 days following the exit. When looking at system exits during the report period, the determination of whether someone is moving into permanent destination, or another temporary or unknown destination type is based on the recorded destination of this "last exit."
System exit cohort	A system exit cohort is the group of clients with a system exit in a defined system exit cohort period. The subset of exiters who exit to permanent housing is the denominator for CA SPM 5. (Note that people who die during the time they are enrolled in a homelessness project are excluded from CA SPM 5.)



System exit cohort period	<p>A system exit cohort period is the period during which people with system exits are identified. For example, CY2021 CA SPMs 3 and 6 use calendar year 2021 as the system exit cohort period; therefore, anyone with a system exit in calendar year 2021 is considered part of the CY2021 system exit cohort for CA SPMs 3 and 6.</p> <p>However, CY2021 CA SPM 5 uses the first six months of calendar year 2021 as its system exit cohort period; therefore, anyone with a system exit to permanent housing between January 1, 2021 and June 30, 2021 is considered part of the CY2021 system exit cohort for CA SPM 5.</p>
System exit to permanent housing	<p>System exit outcomes are based on the destination recorded for project exits that are considered system exits, meaning project exits after which the client did not enroll in any other project for 14 days or more.</p> <p>System exits to permanent housing include system exits to the following destinations: permanent housing (other than Rapid Re-Housing) for formerly homeless people; rental by client, no ongoing housing subsidy; owned by client, no ongoing housing subsidy; rental by client, with VASH housing subsidy; rental by client, with other ongoing housing subsidy; owned by client, with ongoing housing subsidy; staying or living with family, permanent tenure; staying or living with friends, permanent tenure; moved from one HOPWA funded project to HOPWA PH; rental by client, with GPD TIP housing subsidy; rental by client, with Rapid Re-Housing or equivalent subsidy; rental by client, with Housing Choice Voucher (HCV) (tenant or project based); or, rental by client in a public housing unit.</p>
Time prior to move-in	<p>In permanent housing projects, time prior to move-in is the period in-between when a client enrolled in a project and when they moved into housing, defined as the period between a client's entry date and move-in date. During this period, the client is considered to be experiencing homelessness. After a client's move-in date, they are considered to be housed, even though they are still enrolled in the project.</p>
Underserved population	<p>Each community will need to identify populations that are underserved in the homelessness system, or in parts of the homelessness system. (The word 'population' is used here to describe a group of people with a shared characteristic that enables the community to measure their experience.) Being underserved in HDIS means the group is not receiving services proportional to their representation among everyone experiencing homelessness or the group is achieving lower rates of positive service outcomes.</p>
Unsheltered homelessness	<p>When calculating CA SPMs, clients are considered to be unsheltered while accessing homelessness services if they are served only in non-residential projects such as street outreach, coordinated entry or supportive service only projects with a current living situation in a homeless setting. HDIS does not have information on people experiencing unsheltered homelessness who did not access services that report to an HMIS; therefore HDIS data is not used to populate performance for CA SPM 1b.</p>



Appendix B: Buffers and Breaks

The CA SPMs calculations include adjustments to account for more difficult data collection conditions in non-residential projects (Street Outreach, Supportive Services Only, Day Shelter, Coordinated Entry, or “other” project types) and Emergency Shelters that use the night-by-night bed tracking method.⁵ Each of the CA SPMs is built from enrollment data in HDIS. First, enrollment records are adjusted, and then clients are selected for inclusion in each measure. Enrollments in these project types are adjusted using calculations of “breaks” and “buffers” and these adjusted enrollments are used to determine a person’s homelessness status during the report period.

Buffers

Non-residential projects serve both people experiencing homelessness and those who are not currently experiencing homelessness. To track whether a client is experiencing homelessness, a Prior Living Situation (PLS) is recorded when the client enters the project, and then the project records a Current Living Situation (CLS) every time there is a contact with the client. The PLS and CLS document the client’s living situation and housing status at the time the data is recorded. Any PLS or CLS response that indicates that the client is experiencing homelessness is referred to as a “homeless PLS” or “homeless CLS”, respectively.

- If there are no homeless PLS or CLS records during the enrollment, it is excluded from the CA SPMs entirely.
- If there is no homeless PLS, the entry date (meaning the first date of a client’s enrollment in an HMIS project) is reset with a buffer to 15 days before the first homeless CLS in the enrollment, or back to the original entry date, whichever is later, i.e., closer to the last recorded homeless CLS.
- If there is no homeless CLS recorded when the exit date is recorded, the exit date is reset with a buffer to 15 days after the last homeless PLS or CLS in the enrollment, or back to the original exit date, whichever is earlier.
- Even if a buffer is added, an enrollment is never made longer than the original entry and exit dates.

Night-by-night Emergency Shelters use a special type of client tracking where a client may or may not access the bed each night during an open enrollment period.

Enrollments in these projects are adjusted based on the actual “bed nights” the client stayed in the project, similar to the adjustments made for non-residential projects.

- If no bed night was recorded on the original entry date, the entry date is “reset” with a buffer to 15 days before the first bed night recorded or back to the original entry date, whichever is later, i.e., closer to the bed night date.

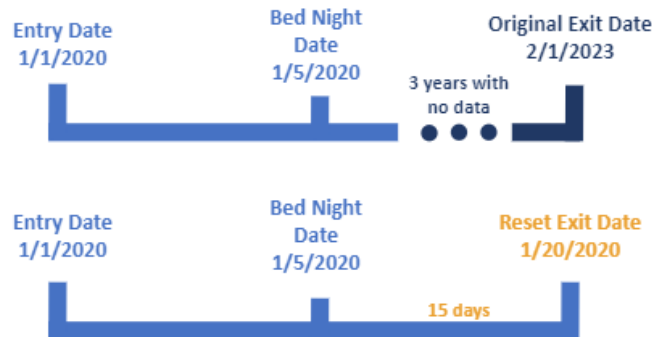
⁵Emergency shelters can be set up in HMIS using either the entry-exit method or the night-by-night methods. The night-by-night method relies on creating a separate record of each individual date on which a client is present in the shelter called a Bed Night Date as a means for calculating length of stay.



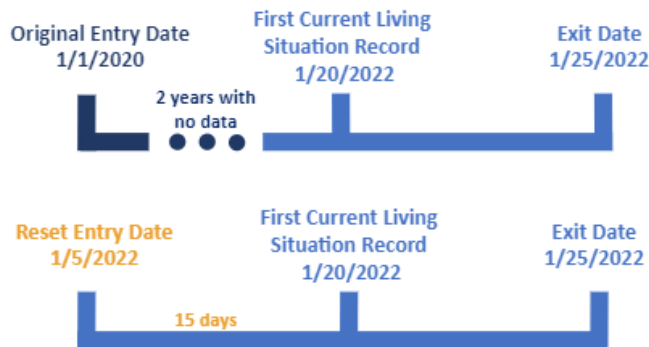
- If there were no bed nights on the original exit date, the exit date is “reset” with a buffer to 15 days after the last bed night, or the exit date, whichever is earlier.
- If there were no bed nights recorded during project enrollment, they are assumed homeless on the entry date and through a 15-day buffer period after the entry date.
- Even if a buffer is added, an enrollment is never made longer than the original enrollment entry and exit dates.

Buffers: Examples

How Buffers Might Affect the Data for Night by Night Shelters



How Buffers Might Affect the Data for Non-Residential Projects



The *How Buffers Might Affect the Data for Night by Night Shelters* image above shows the concept of “buffers” and how it could affect client enrollment records. In this example, a client enrolled in a night-by-night Emergency Shelter on January 1, 2020. They had one bed night date recorded, on January 5, 2020, followed by three years of no bed nights entered. They had a project exit date recorded on February 1, 2023. Using the buffer concept described above, the client's exit date is reset to 15 days after the last bed night recorded, and the “reset” exit date is now January 20, 2020. Their length of time homeless for this project enrollment would be calculated from January 1, 2020 through January 20, 2020.



In the second example, *How Buffers Might Affect the Data for Non-Residential Projects*, the client enrolled without a homeless PLS in the project on January 1, 2020. Their first and only homeless CLS was recorded on January 20, 2022. They later exited the project on January 25, 2022. Their project entry date is reset to January 5, 2022, 15 days before their CLS date.

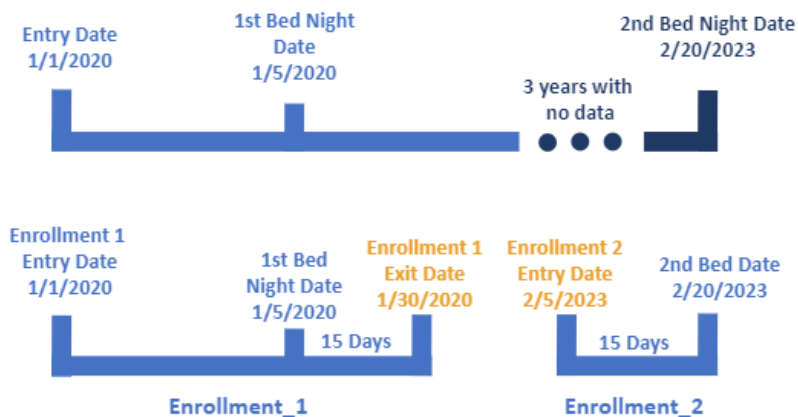
Breaks

Often non-residential projects do not formally exit people from their project in HMIS, since a project may not know in advance when a person is going to complete their assistance. Because of this, enrollments can stay open for months or even years with only occasional client contact.

- If there are fewer than 60 days between bed night or CLS dates within a single project enrollment, that is considered one enrollment.
- Whenever there are breaks of 60 days or longer between bed night or PLS/CLS dates on a single enrollment, the enrollment is split into two enrollments with a new project exit date added with a 15 day buffer after the first of the two bed nights or CLS dates. A second enrollment is created with a entry date 15 days prior to the second of the two separated bed night or CLS dates. This is repeated for as many breaks as necessary for an enrollment.
- Where new enrollments are created with new exit dates established, the exit destination is counted as “unknown” since the project would not know the client’s exit destination if there was no contact with the client.

Breaks: Examples

An Example of How Breaks Affect the Data



The *An Example of How Breaks Affect the Data* image above shows the concept of “breaks” and how that could affect client enrollment records. In this example, a client enrolled in a night-by-night Emergency Shelter on January 1, 2020. They had one bed night recorded on January 5, 2020, followed by several years of no recorded bed nights until February 20, 2023. Because there are more than 60 days separating the two bed



nights, the client's enrollment is split into two separate enrollments. The exit date from the first enrollment is reset to 15 days after the first bed night date, or January 30, 2020. The entry date for the second enrollment is reset to 15 days prior to the second bed night date, or February 20, 2023.

Appendix C: Methodology Improvements

Cal ICH has applied a series of methodological adjustments to the HDIS data used to calculate CA SPMs since the initial baseline data was provided. Below is a list of these changes and when they were implemented:

July 2024

- **Correcting a miscount of people in each household composition type.** In previous reports, each person in a household was counted multiple times if the household composition changed throughout the report period, even if not every person in the household experienced homelessness in different household composition types. This led to an overcount as adults and children who were reunified with each other would each count as persons in households without children, as persons in households with at least 1 adult and 1 child, and as persons in households with only children. This miscount has been corrected so that each person is only counted if they have experienced homelessness in a given household composition type.

November 2023

- **Including exits to permanent housing within the homelessness response system in CA SPM 3.** CA SPM 3 (the number of people exiting homelessness into permanent housing) includes people who exited the homelessness response system by moving into permanent housing *and* people who moved into a permanent housing project within the homelessness response system during the reporting period. This change provides a more comprehensive picture of successful exits by including total number of people who exit homelessness to permanent housing, regardless of whether they have exited the homelessness response system. Previously CA SPM 3 only included people who exited to permanent housing outside of the homelessness response system. Data for the original measure can still be accessed on the detail tab of the spreadsheet. Please refer to the Measure 3 section in Using the Data for additional information.
- **Ending enrollments if a project is not operating.** If an enrollment remains open past the project's operating end date, the enrollment is closed and the exit date is set to the project's operating end date.
- **Excluding enrollments if exit date is before entry date.** If an enrollment's exit date is before its entry date, that enrollment is excluded from SPM calculations.
- **Excluding clients who were enrolled in multiple HMIS projects but were housed in a permanent housing project for the duration of the report period.** Some clients are enrolled in a non-residential project with a "homeless PLS" or "homeless CLS" or in emergency shelter, safe haven, or transitional housing at the same time as they are housed in a permanent housing project. These clients are excluded



from SPM calculations if their move-in date is prior to the beginning of the report period and they did not exit during the report period as they were not experiencing homelessness during the report period.

- **Resetting exit destinations to “Unknown” if an exit date was reset by buffers or breaks.** Whenever buffers or breaks are applied to reset an exit date, that enrollment’s exit destination was set to Unknown.
- **Including enrollments with a homeless PLS, even if there is no CLS.** Enrollments with no Current Living Situation but a Prior Living Situation that indicates homelessness are now included in the SPM calculations.
- **Populating clients’ records with their head of household’s CLS, PLS, and move-in date.** Per HUD HMIS Data Standards, move-in dates are only collected for the head of each household, and not for other members of the household. CLS and PLS are collected for heads of households and other adult members of the household, but not for children. Move-in dates for children and adults who are not heads of household are now populated with the same data as the head of their households. CLS and PLS for children are now populated with the same data as the head of their households. Please contact Cal ICH for more detailed information about how clients are linked with heads of households.
- **Excluding children of parenting youth from the number of Parenting Youth (18-24).** Previously, the SPM 7 subpopulation “Parenting Youth (18-24)” included children of any age who lived in a household with youth parents between the ages of 18 and 24. The corrected subpopulation now only includes those persons who are between the ages of 18 and 24, and who are the parent of someone else in the household.

Appendix D: Changes to Race & Ethnicity Categories

The race and ethnicity categories displayed in Measure 7 in the Detail – CY 2023 tab reflect new options offered through the HUD HMIS Data Standards as of October 1, 2023. Changes include:

- Adding the “Middle Eastern or North African” category
- Moving the “Hispanic/Latino” category from the separate “Ethnicity” field to the new combined “Race and Ethnicity” field

Additionally, each of the race and ethnicity categories are now disaggregated to show measures among people who identify with that one category only (“alone”), people who identify with that category and at least one other category (“in combination”), and the total number of people who identify with that category (“alone or in combination”).

Following the HUD HMIS Data Standards, which CoCs were required to implement by 10/1/2023, Hispanic/Latina/e/o is now included in the same field as the other race categories as well as the Middle Eastern or North African category. For this reason, the Measure 7 table in the **Detail – CY 2023** tab no longer shows each category disaggregated by Hispanic/Latino identity. Additionally, because people who identify as more than one race or ethnicity are counted in the “in combination” and “alone or in combination” categories, Measure 7 no longer includes a Multiple Races category.



All categories used in previous CA SPM Reports are provided with data from the current report period in the **Prior Ethnicity & Race Groups** tab, so that grantees may compare their most recent CA SPMs to prior report periods using consistent categories for equity analyses. However, since the new data standards changed the options that are available and the way that these options are presented during enrollment, the data presented in these categories should not be considered directly comparable to data entered prior to the data standards update.

In previous CA SPM reports, Measure 7 used definitions of each race category that included people who identified as one race alone, including people who identified as that one race and also identified as Hispanic/Latina/e/o. Anyone who identified as more than one race was counted in the "multiple races" category. Measure 7 separately defined the Hispanic/Latino category to include anyone who identified as Hispanic/Latina/e/o (including people who identified as Hispanic/Latina/e/o alone, and people who identified as Hispanic/Latina/e/o in combination with any race category). Additionally, Measure 7 included breakouts that showed the measures among people in each race category who also identified as Hispanic/Latina/e/o (for example, People who are American Indian or Alaska Native AND Hispanic/Latino), and the number of people in each race category who did not (for example, People who are American Indian or Alaska Native AND Non-Hispanic/Non-Latino).

Appendix E: Other Resources

In addition to this guide, the [Crosswalk of California and U.S. Department of Housing and Urban Development System Performance Measures](#) provides a comparison of the HUD System Performance Measures to the CA SPMs.