



California Interagency Council on Homelessness

Homeless Housing, Assistance and Prevention Round 3 Application

Application Information

This Cognito platform is the submission portal for the Cal ICH HHAP-3 Application. You will be required to upload a full copy of the HHAP-3 Data Tables Template *and* enter information into the portal from specific parts of the HHAP-3 Local Homelessness Action Plan and Application Template as outlined below.

Please review the following HHAP-3 resources prior to beginning this application:

- [HHAP-3 Notice of Funding Availability \(NOFA\)](#)
- [HHAP-3 Local Homelessness Action Plan & Application Template](#) and
- [HHAP-3 Data Tables Template](#)

Application Submission for HHAP-3 Funding

Using the [HHAP-3 Local Homelessness Action Plan & Application Template](#) as a guide, applicants must provide the following information in the applicable form section (see *How to Navigate this Form*) to submit a complete application for HHAP-3 funding:

1. **Part I: Landscape Analysis of Needs, Demographics, And Funding:** the information required in this section will be provided in Tables 1, 2, and 3 of the HHAP-3 Data Tables Template file uploaded in the *Document Upload* section.
2. **Part II: Outcome Goals and Strategies for Achieving Those Goals:** the information required in this section will be provided in Tables 4 and 5 of the HHAP-3 Data Tables Template file uploaded in the *Document Upload* section, **AND** copy and pasted into the fields in the *Outcome Goals and Strategies* section of this application form.
3. **Part III: Narrative Responses:** the information required in this section will be provided by entering the responses to the narrative questions within the *Narrative Responses* section of this application form. Applicants are **NOT** required to upload a separate document with the responses to these narrative questions, though applicants may do so if they wish. The responses entered into this Cognito form will be considered the official responses to the required narrative questions.
4. **Part IV: HHAP-3 Funding Plans:** the information required in this section will be provided in Tables

6, 7 (as applicable), and 8 of the HHAP-3 Data Tables Template file uploaded in the *Document Upload* section.

5. **Evidence of meeting the requirement to agendize the information in Parts I and II at a meeting of the governing board** will be provided as a file upload in the *Document Upload* section.

How to Navigate this Form

This application form is divided into **five sections**. The actions you must take within each section are described below.

- **Applicant Information:** In this section, indicate (1) whether you will be submitting an individual or joint application, (2) list the eligible applicant jurisdiction(s), and (3) provide information about the Administrative Entity.
- **Document Upload:** In this section, upload (1) the completed HHAP-3 Data Tables Template as an Excel file, (2) evidence of meeting the requirement to agendize the local homelessness action plan and outcome goals at a regular meeting of the governing board where public comments may be received, and (3) any other supporting documentation you may wish to provide to support your application.
- **Outcome Goals and Strategies:** In this section, copy and paste your responses from Tables 4 and 5 of the completed HHAP-3 Data Tables Template.
- **Narrative Responses:** In this section, enter your responses from Part III of the HHAP-3 Local Homelessness Action Plan & Application Template.
- **Certification:** In this section, certify that the information is accurate and submit the application.

Prior to the submission deadline, you can save your progress in this application and come back to it later by clicking the save button. This will provide you with a link to the saved application, and there will be an option to email that link to the email address(es) of your choosing.

After submitting the application, you will not be able to make changes to your responses unless directed by Cal ICH staff.

I have reviewed the HHAP-3 NOFA and application template documents

Yes

I am a representative from an eligible CoC, Large City, and/or County

Yes

Applicant Information

List the eligible applicant(s) submitting this application for HHAP-3 funding below and check the corresponding box to indicate whether the applicant(s) is/are applying individually or jointly.

Eligible Applicant(s) and Individual or Joint Designation

Individual

This application represents the individual application for HHAP-3 funding on behalf of the following eligible applicant jurisdiction(s):

Eligible Applicant Name

Kern County

Administrative Entity Information

Funds awarded based on this application will be administered by the following Administrative Entity:

Administrative Entity

County of Kern

Contact Person

Amanda Ruiz

Title

Senior Fiscal and Policy Analyst

Contact Person Phone Number

(661) 868-3171

Contact Person Email

ruizam@kerncounty.com

Document Upload

Upload the completed [HHAP-3 Data Tables Template](#) (in .xlsx format), evidence of meeting the requirement to agendaize the local homelessness action plan and outcome goals at a regular meeting of the governing body where public comments may be received (such as a Board agenda or meeting minutes), and any other supporting documentation.

HHAP-3 Data Tables

HHAP 3 All Tables.xlsx

Governing Body Meeting Agenda or Minutes

06.21.22 Kern BOS Minutes.pdf

Narrative Responses

Copy and paste your responses to Part III. Narrative Responses from the [HHAP-3 Local Homelessness Action Plan & Application Template](#) into the form below.

Question 1

A demonstration of how the jurisdiction has coordinated, and will continue to coordinate, with other jurisdictions, including the specific role of each applicant in relation to other applicants in the region.

Question 1 Response

The three entities, CoC, City of Bakersfield, and County of Kern, have established formal and informal working relationships for coordination of efforts to prevent and end homelessness. Members of city and county staff sit on the Executive Board, Governing Board and the Planning and Performance Committees of the CoC. The Planning and Performance Committee put together the action plan, needs analysis and landscape analysis. The CoC shared with the City and County the stakeholder forum, stakeholder feedback, meetings specific to youth, shelter providers meetings and review of data. The three entities meet regularly with informal check-ins. Our entities anticipate that several coordination elements will be the same as those used in HHAP 1 and 2. In the past, the three entities used a shared RFP process where applications were reviewed by a committee comprised of CoC, City and County membership and recommendations were brought to the Executive Board for final approval. Agreements look almost identical to ensure that when activities are funded by multiple entities there is clarity for the subrecipients regarding scope of work and expected outcomes.

Question 2

A demonstration of the applicant's partnership with, or plans to use funding to increase partnership with:

- Local health care and managed care plans
- Public health systems
- Behavioral health
- Social services
- Justice entities
- People with lived experiences of homelessness
- Other (workforce system, services for older adults and people with disabilities, Child Welfare, education system)

Question 2 Response

The CoC, City and County continues to work to establish and increase opportunities for partnership. The entities are engaging in a strategic action planning process and anticipate stakeholders in these areas will be participants in that work. The Steering Committee for the action plan will include a representative from the local MCP, the chair of the DEI Committee and the chair of the Lived Experience Advisory Board. In addition, the CoC operates five By Name Lists, using case conferencing and change ideas to efficiently focus resources on the unique needs of those groups. Those groups include elderly, youth, chronically homeless, intensive services needs (mental health and substance use), and veterans. A family By Name List is nearing data integrity and will be launched soon.

Local health care and managed care plans

The entities are heavily connected with local Managed Care Plans (MCP) work on CalAim and HHIP. The

CoC is also one of five communities across the country working on a pilot initiative with Community Solutions and the Institute for Healthcare Initiatives on healthcare and homelessness. The three goals for that project include interfacing data across healthcare and homeless systems, plotting out discharge planning to illuminate and address gaps, and developing a regional recuperative care plan.

Public health systems

Over the last two years, the CoC has worked closely with Kern County Public Health as each surge in Covid represented unique and new challenges and has a strong relationship with that department. The CoC has convened a working group focusing on encampments and public health is a member. The Chair of the DEI committee for the CoC has also been a participant in the Kern County Public Health initiative to focus on black maternal health and mortality rates.

Behavioral health

One infrastructure change that has made a significant impact is stationing a mental health dispatcher in 911. Kern Behavioral Health and Recovery Services and Clinica Sierra Vista are providing psychiatric outreach and street medicine.

Social services

Justice entities

Additional collaborations have enabled us to view different points of the justice system through a new lens and allow increased understanding of access points in the homeless response system. It also produced a shift regarding when people are discharged and the use of homeless services as an appropriate resource. Although there is still more work to be done, the CES Committee has made strides in addressing support for justice entities and those coming from post incarceration.

People with lived experiences of homelessness

The CoC has two advisory boards focused on those with lived experience and one specifically focused on youth. The CoC currently funds gift cards for the volunteer lived experience participants to recognize the expertise they provide on these two committees. The CoC also has two designated positions on the Governing Board for those with lived experience, one specifically focused on youth.

Other (workforce system, services for older adults and people with disabilities, Child Welfare, education system)

Members of the Governing Board include Kern County Superintendent of Schools, Greater Bakersfield Legal Assistance, Aging and Adult Services and Department of Human Services. As mentioned above, the CoC manages youth, elderly and chronically homeless by name lists which involves case conferencing across any agency connected to a client on each list.

Question 3

A description of specific actions the applicant will take to ensure racial and gender equity in service delivery, housing placements, and housing retention and changes to procurement or other means of affirming racial and ethnic groups that are overrepresented among residents experiencing homelessness have equitable access to housing and services.

Note: These actions should be aligned with the equity-focused Outcome Goals and related strategies described in previous Parts, but should not need to be limited to those strategies.

Question 3 Response

Using an extensive process that engaged those with lived experience, including youth, the Diversity, Equity and Inclusion committee and Governing Board leadership, the CoC, City and County have adopted three equity-based goals so that we can realize a homeless services system where we are able to address the needs of all we serve and engage diverse, vulnerable populations. In general, our community felt it was important to ensure the strongest presentation of welcoming and equal access across racial and gender lines among service providers, in addition to being aware of urban and rural divides. The CoC membership and those with lived experience expressed a strong interest in creating a foundation of inclusion within the collaboration from which additional strategies could be built. Those actions include regularly monitoring and tracking data, providing cultural equity and consciousness training to

administrative leads and line staff, and improving access using language lines across the collaborative membership.

In addition, there are unique challenges in specific activities for which the CoC, City and County will continue to develop specialized change ideas. The CoC will seek additional information to best understand how to address those challenges. While black community members are overrepresented among those experiencing homelessness and for street outreach services, their housing outcomes and recidivism rates correlate with their percentage of the population experiencing homelessness. Recidivism rates are generally similar among different racial and ethnic groups. However, men are overrepresented among street outreach and transitional housing, but underrepresented among prevention activities and housing outcomes. Though our recidivism rates are generally even across racial and ethnic groups, those identifying as transgender (a small sample size of 6) all returned to homelessness after being housed. Those with mental health or substance use also had higher rates of return than those without those conditions.

The CoC, City and County will seek to better understand data by diving deeper into race/ethnicity, gender and single/family status. Thus far, we surmise that women of color with the responsibility of dependent care and lower paying jobs are those more likely to access prevention services in advance of entering homelessness. Meanwhile, single men without dependents and experiencing mental health or substance use challenges wait to use or reject services altogether. If this is true, we have distinct groups we must address using differing strategies. For example, women of color with dependents may require considerable work upstream in the areas of workforce and economic development to stem inflow and reduce reliance on prevention activities. For single men, this may mean focusing on community engagement campaigns that build trust and reduce the stigma of seeking supportive services.

Question 4

A description of how the applicant will make progress in preventing exits to homelessness from institutional settings, including plans to leverage funding from mainstream systems for evidence-based housing and housing-based solutions to homelessness.

Note: Such mainstream systems could include:

- Physical and behavioral health care systems and managed care plan organizations
- Public health system
- Criminal legal system and system for supporting re-entry from incarceration
- Child welfare system
- Affordable housing funders and providers
- Income support programs
- Education system
- Workforce and employment systems
- Other social services and human services systems

Question 4 Response

The CoC, City and County are focused on addressing all groups and have prioritized both the physical and mental wellbeing of those exiting homelessness from institutional settings. The three entities are aggressively working on discharge plans, aligning data with healthcare providers, and addressing a myriad

of recuperative care needs through a Healthcare and Homelessness Pilot Initiative. Technical assistance and consultation work has included Community Solutions, the Institute for Healthcare Initiatives, and the National Institute for Medical Respite Care. The CoC leadership established a Discharge Planning Committee who has just developed a new resource describing for social workers and others the various locations and policies associated with each homeless service provider who provides emergency shelter or an access point for services. Two healthcare providers are already using the HMIS system and work is underway to add additional healthcare sided users. New recuperative care beds will be available at the Brundage Lane Navigation Center later this year, the first of its kind in our region. The three entities are also working with the two managed care plan organizations in Kern County and a representative from the MCP will participate in the steering committee for the strategic action plan currently in development. The three entities have also supported the MCPs as they formulate their HHIP application. The CoC, City and County have long supported workforce and employment systems, including employment among the homeless service providers and specialized coursework tailored to the needs of those experiencing homelessness, demonstrating strong multi-disciplinary collaboration and support. Although there is more work to be done, particularly in collaboration with the criminal legal system and re-entry from incarceration, all other systems enumerated above are counted on the Executive Board, Governing Board or Standing Committee leadership.

Question 5

Specific and quantifiable systems improvements that the applicant will take to improve the delivery of housing and services to people experiencing homelessness or at risk of homelessness, including, but not limited to, the following:

(I) Capacity building and workforce development for service providers within the jurisdiction, including removing barriers to contracting with culturally specific service providers and building the capacity of providers to administer culturally specific services.

(II) Strengthening the data quality of the recipient's Homeless Management Information System.

(III) Increasing capacity for pooling and aligning housing and services funding from existing, mainstream, and new funding.

(IV) Improving homeless point-in-time counts.

(V) Improving coordinated entry systems to strengthen coordinated entry systems to eliminate racial bias, to create a youths specific coordinated entry system or youth-specific coordinated entry access points, or to improve the coordinated entry assessment tool to ensure that it contemplates the specific needs of youth experiencing homelessness.

Question 5 Response

I. As noted above, the CoC, City and County have already committed to training for administrative leads and line staff to ensure awareness of culturally specific service needs.

II. The HMIS operator is currently developing the HMIS data quality plan in accordance with the recently developed HUD toolkit. The CoC has formed a training committee and both CES and HMIS are providing regular training opportunities. Training opportunities are made available to all collaborative members and a distribution list that boasts nearly 200 organizations or individuals. The three entities are working with the MCPs and with the Healthcare and Homeless Pilot Initiative to capture more clients in the system and align data.

III. The CoC, City and County have developed a master spreadsheet that describes funding sources. In addition, the CoC, City and County are at the beginning stages of a strategic action plan where funding needs and gaps will be outlined

IV. The CoC recently changed the status of the PIT Count Committee from ad hoc to standing, which means it will be meeting monthly and engaging in work to adjust methodology. While the community wants to continue to capture specific information in relation to local needs, the current PIT Count requires substantial volunteer efforts. The CoC is exploring options that would continue to yield helpful data and reduce the burden on volunteer and staff time.

V. A CES SWOT analysis was just completed and recommendations for improvement will be implemented with follow-up assistance from the consultant. The CoC also manages a youth By Name List, allowing for directed and targeted use of resources specific to the needs of youth. The CoC also includes a Youth Action Board whose membership comprises all youth with lived experience and the Governing Board has a specific board member position for a youth with lived experience.

Question 6

Evidence of connection with the local homeless Coordinated Entry System.

Question 6 Response

Bakersfield/Kern Continuum of Care (CoC) CA-604, operates a Coordinated Entry System for individuals who are homeless or at risk of homelessness. The CES operator is Community Action Partnership of Kern and acts on behalf of the CoC. This system serves as a portal through which at-risk and homeless people, including No Place Like Home (NPLM) target population members, can access housing and services appropriate to their needs. As part of the process, an assessment for housing needs and vulnerability is conducted and is designed to be easily accessible no matter how individuals present, (direct phone calls, visits, outreach activities, etc.) and to have low barriers. Organizations participating in CES work together for the good of the community – especially the population who are homeless or at-risk of homelessness, as well as supporting each other in the collective work. It is a system that is intended to be continually reviewed and to evolve as the needs of the Collaborative and homeless individuals change.

CES is a standing committee under the Governing Board where all collaborative members have access to shape CES policy and procedures and participate in CES. The Coordinated Entry System policies and procedures require that every BKRHC member (CoC funded or not) has an open-door policy to easily access services as individuals navigate their path to housing.

As required by the Department of Housing and Urban Development (HUD) and the Coordinated Entry System Plan, participating community partners will abide by the process identified in this document. This collaboration is to serve individuals who are homeless or at risk of homelessness with maximum capacity, efficiency, and to accurately meet the needs of individuals who are homeless or at risk of homelessness. All three entities require participation in CES and HMIS when subrecipients are awarded HHAP funds.

Certification

I certify that all information included in this Application is true and accurate to the best of my knowledge.

Yes

Table 1. Landscape Analysis of Needs and Demographics

	People Experiencing Homelessness	Source and Date Timeframe of Data
Population and Living Situations		
TOTAL # OF PEOPLE EXPERIENCING HOMELESSNESS	2961	APR 1/1/21 -12/31/21
# of People Who are Sheltered (ES, TH, SH)	994	APR 1/1/21 -12/31/21
# of People Who are Unsheltered	1967	APR 1/1/21 -12/31/21
Household Composition		
# of Households without Children	2670	APR 1/1/21 -12/31/21
# of Households with At Least 1 Adult & 1 Child	290	APR 1/1/21 -12/31/21
# of Households with Only Children	1	APR 1/1/21 -12/31/21
Sub Populations and Other Characteristics		
# of Adults Who are Experiencing Chronic Homelessness	883	APR 1/1/21 -12/31/21
# of Adults Who are Experiencing Significant Mental Illness	913	APR 1/1/21 -12/31/21
# of Adults Who are Experiencing Substance Abuse Disorders	491	APR 1/1/21 -12/31/21
# of Adults Who are Veterans	74	APR 1/1/21 -12/31/21
# of Adults with HIV/AIDS	19	APR 1/1/21 -12/31/21
# of Adults Who are Survivors of Domestic Violence	332	APR 1/1/21 -12/31/21
# of Unaccompanied Youth (under 25)	235	APR 1/1/21 -12/31/21
# of Parenting Youth (under 25)	38	APR 1/1/21 -12/31/21
# of People Who are Children of Parenting Youth	0	APR 1/1/21 -12/31/21
Gender Demographics		
# of Women/Girls	1278	APR 1/1/21 -12/31/21
# of Men/Boys	1668	APR 1/1/21 -12/31/21
# of People Who are Transgender	12	APR 1/1/21 -12/31/21
# of People Who are Gender Non-Conforming	3	APR 1/1/21 -12/31/21
Ethnicity and Race Demographics		
# of People Who are Hispanic/Latino	991	APR 1/1/21 -12/31/21
# of People Who are Non-Hispanic/Non-Latino	1967	APR 1/1/21 -12/31/21
# of People Who are Black or African American	607	APR 1/1/21 -12/31/21
# of People Who are Asian	20	APR 1/1/21 -12/31/21
# of People Who are American Indian or Alaska Native	71	APR 1/1/21 -12/31/21
# of People Who are Native Hawaiian or Other Pacific Islander	13	APR 1/1/21 -12/31/21
# of People Who are White	2146	APR 1/1/21 -12/31/21
# of People Who are Multiple Races	96	APR 1/1/21 -12/31/21

Table 2. Landscape Analysis of People Being Served

	Permanent Supportive Housing (PSH)	Rapid Rehousing (RRH)	Transitional Housing (TH)	Interim Housing or Emergency Shelter (IH / ES)	Diversion Services and Assistance (DIV)	Homelessness Prevention Services & Assistance (HP)	Outreach and Engagement Services (O/R)	Other: [PH housing only]	Other: [PH housing with no disability]	Other: [Services Only]	Source(s) and Timeframe of Data
Household Composition											
# of Households without Children	1017	503	374	2763		148	1238	4	154	1857	APR 1/1/21 -12/31/21
# of Households with At Least 1 Adult & 1 Child	348	387	47	172		133	16	0	11	68	APR 1/1/21 -12/31/21
# of Households with Only Children	0	0	2	0		0	4	0	0	2	APR 1/1/21 -12/31/21
Sub-Populations and Other Characteristics											
# of Adults Who are Experiencing Chronic Homelessness	555	168	97	841		0	317	0	94	351	APR 1/1/21 -12/31/21
# of Adults Who are Experiencing Significant Mental Illness	450	224	212	1206		37	670	3	79	609	APR 1/1/21 -12/31/21
# of Adults Who are Experiencing Substance Abuse Disorders	303	72	224	920		5	577	1	49	485	APR 1/1/21 -12/31/21
# of Adults Who are Veterans	206	164	124	128		50	81	4	7	73	APR 1/1/21 -12/31/21
# of Adults with HIV/AIDS	11	7	7	27		3	22	0	5	22	APR 1/1/21 -12/31/21
# of Adults Who are Survivors of Domestic Violence	63	296	129	588		28	226	0	22	153	APR 1/1/21 -12/31/21
# of Unaccompanied Youth (under 25)	75	112	27	296		14	152	1	5	199	APR 1/1/21 -12/31/21
# of Parenting Youth (under 25)	32	56	8	33		5	15	0	2	19	APR 1/1/21 -12/31/21
# of People Who are Children of Parenting Youth	43	63	3	2		9	0	0	2	8	APR 1/1/21 -12/31/21
Gender Demographics											
# of Women/Girls	1180	1098	224	1399		369	533	2	102	1132	APR 1/1/21 -12/31/21
# of Men/Boys	1250	738	321	1917		302	740	3	109	953	APR 1/1/21 -12/31/21
# of People Who are Transgender	5	3	0	13		0	6	0	0	7	APR 1/1/21 -12/31/21
# of People Who are Gender Non-Conforming	0	0	0	2		0	1	0	0	5	APR 1/1/21 -12/31/21
Ethnicity and Race Demographics											
# of People Who are Hispanic/Latino	817	695	218	1289		273	390	3	68	790	APR 1/1/21 -12/31/21
# of People Who are Non-Hispanic/Non-Latino	1598	1144	327	2040		398	890	2	143	1301	APR 1/1/21 -12/31/21
# of People Who are Black or African American	691	458	77	793		252	219	2	50	494	APR 1/1/21 -12/31/21
# of People Who are Asian	2	7	1	23		0	8	0	0	18	APR 1/1/21 -12/31/21
# of People Who are American Indian or Alaska Native	43	30	11	78		16	31	0	7	50	APR 1/1/21 -12/31/21
# of People Who are Native Hawaiian or Other Pacific Islander	13	17	1	21		3	7	0	0	11	APR 1/1/21 -12/31/21
# of People Who are White	1625	1256	445	2292		372	982	3	142	1435	APR 1/1/21 -12/31/21
# of People Who are Multiple Races	41	66	10	111		26	32	0	12	81	APR 1/1/21 -12/31/21

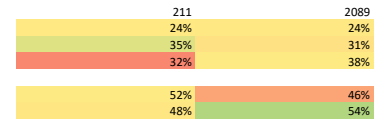
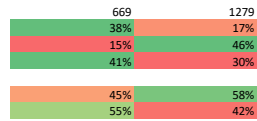
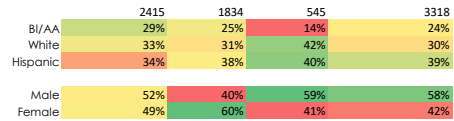


Table 3. Landscape Analysis of State, Federal and Local Funding

Funding Program <i>(choose from drop down options)</i>	Fiscal Year <i>(select all that apply)</i>	Total Amount Invested Into Homelessness Interventions	Funding Source*	Intervention Types Supported with Funding <i>(select all that apply)</i>	Brief Description of Programming and Services Provided	Populations Served <i>(please x the appropriate population)</i>				
Community Development Block Grant (CDBG) - via HUD	FY 2021-2022	\$ 30,798.00	Federal Agency	Diversion and Homelessness Prevention	City of Bakersfield: Family Reunification Program by Flood Ministries	X ALL PEOPLE EXPERIENCING HOMELESSNESS	TARGETED POPULATIONS <i>(please "x" all that apply)</i>			
				People Exp Chronic Homelessness			Veterans	Parenting Youth		
				People Exp Severe Mental Illness			People Exp HIV/ AIDS	Children of Parenting Youth		
				People Exp Substance Abuse Disorders			Unaccompanied Youth	Other <i>(please enter here)</i>		
Emergency Rental Assistance (ERA) - via Treasury	FY 2021-2022	\$ 20,458,436.58	Federal Agency	Administrative Activities	City of Bakersfield: CARES Emergency Rental Assistance through Department of Treasury by Housing Authority of the County of Kern	X ALL PEOPLE EXPERIENCING HOMELESSNESS	TARGETED POPULATIONS <i>(please "x" all that apply)</i>			
				People Exp Chronic Homelessness			Veterans	Parenting Youth		
				People Exp Severe Mental Illness			People Exp HIV/ AIDS	Children of Parenting Youth		
				People Exp Substance Abuse Disorders			Unaccompanied Youth	X Other <i>(at risk)</i>		
California COVID-19 Rent Relief Program - via HCD	FY 2021-2022	\$ 24,498,757.90	Federal Agency	Administrative Activities	City of Bakersfield: ARPA Emergency Rental Assistance through HCD by Housing Authority of the County of Kern	X ALL PEOPLE EXPERIENCING HOMELESSNESS	TARGETED POPULATIONS <i>(please "x" all that apply)</i>			
				People Exp Chronic Homelessness			Veterans	Parenting Youth		
				People Exp Severe Mental Illness			People Exp HIV/ AIDS	Children of Parenting Youth		
				People Exp Substance Abuse Disorders			Unaccompanied Youth	X Other <i>(at risk)</i>		
Emergency Solutions Grants (ESG) - via HUD	FY 2021-2022	\$ 1,316,676.00	Federal Agency	Administrative Activities	Rental Assistance	X ALL PEOPLE EXPERIENCING HOMELESSNESS	TARGETED POPULATIONS <i>(please "x" all that apply)</i>			
	FY 2022-2023			Outreach and Engagement			People Exp Chronic Homelessness	Veterans	Parenting Youth	
	FY 2023-2024			Non-Congregate Shelter/ Interim Housing			People Exp Severe Mental Illness	People Exp HIV/ AIDS	Children of Parenting Youth	
	FY 2024-2025			Diversion and Homelessness Prevention			People Exp Substance Abuse Disorders	Unaccompanied Youth	X Other <i>(at risk)</i>	
Emergency Solutions Grants - CV (ESG CV) - via HUD	FY 2021-2022	\$ 3,465,304.00	Federal Agency	Administrative Activities	Rental Assistance	X ALL PEOPLE EXPERIENCING HOMELESSNESS	TARGETED POPULATIONS <i>(please "x" all that apply)</i>			
				Systems Support Activities			People Exp Chronic Homelessness	Veterans	Other <i>(please enter here)</i>	
				Non-Congregate Shelter/ Interim Housing			People Exp Severe Mental Illness	People Exp HIV/ AIDS	Children of Parenting Youth	
				Outreach and Engagement			People Exp Substance Abuse Disorders	Unaccompanied Youth	Other <i>(please enter here)</i>	
Homeless Housing, Assistance and Prevention Program (HHAP) - via Cal ICH	FY 2021-2022	\$ 4,604,252.61	State Agency	Systems Support Activities	Non-Congregate Shelter/ Interim Housing	X ALL PEOPLE EXPERIENCING HOMELESSNESS	TARGETED POPULATIONS <i>(please "x" all that apply)</i>			
	FY 2022-2023			Rental Assistance	Administrative Activities		People Exp Chronic Homelessness	Veterans	Parenting Youth	
	FY 2023-2024			Non-Congregate Shelter/ Interim Housing	Rental Assistance		People Exp Severe Mental Illness	People Exp HIV/ AIDS	Children of Parenting Youth	
	FY 2024-2025			Permanent Supportive and Service-Enriched Housing			People Exp Substance Abuse Disorders	X Unaccompanied Youth	Other <i>(please enter here)</i>	
HOME - American Rescue Plan Program (HOME-ARP) - via HCD	FY 2021-2022	\$ 5,458,039.00	State Agency	Permanent Supportive and Service-Enriched Housing		X ALL PEOPLE EXPERIENCING HOMELESSNESS	TARGETED POPULATIONS <i>(please "x" all that apply)</i>			
	FY 2022-2023						People Exp Chronic Homelessness	Veterans	Other <i>(please enter here)</i>	
	FY 2023-2024						People Exp Severe Mental Illness	People Exp HIV/ AIDS	Children of Parenting Youth	
	FY 2024-2025						People Exp Substance Abuse Disorders	Unaccompanied Youth	Other <i>(please enter here)</i>	
Other <i>(please enter funding source)</i>	FY 2021-2022	\$ 11,792,086.00	Local Agency	Non-Congregate Shelter/ Interim Housing	City of Bakersfield: FSVS Funds used for Brundage Lane Navigation Center Expansion and Services, Flood Outreach Services, Bakersfield Kern Regional Homeless Collaborative	X ALL PEOPLE EXPERIENCING HOMELESSNESS	TARGETED POPULATIONS <i>(please "x" all that apply)</i>			
	FY 2022-2023			Administrative Activities				People Exp Chronic Homelessness	Veterans	Other <i>(please enter here)</i>

Other (please enter funding source)		\$ 117,250.00	Local Agency	Outreach and Engagement		Regional Homeless Subcontractor Administration, City of Bakersfield Administration, and Bakersfield Homeless Center Employment Program.	A	ALL PEOPLE EXPERIENCING HOMELESSNESS	People Exp Severe Mental Illness	People Exp HIV/ AIDS	Children of Parenting Youth	
									People Exp Substance Abuse Disorders	Unaccompanied Youth	Other (please enter here)	
Coronavirus Relief Fund (CRF) - via Treasury	FY 2021-2022	\$ 5,250,000.00	Federal Agency	Non-Congregate Shelter/ Interim Housing		County: Hotel isolation and initial rental assistance prior to ERA	X	ALL PEOPLE EXPERIENCING HOMELESSNESS	TARGETED POPULATIONS (please "X" all that apply)			
					People Exp Chronic Homelessness				Veterans	Other (please enter here)		
					People Exp Severe Mental Illness				People Exp HIV/ AIDS	Children of Parenting Youth		
				Diversion and Homelessness Prevention					People Exp Substance Abuse Disorders	Unaccompanied Youth	Other (please enter here)	
Homeless Housing, Assistance and Prevention Program (HHAP) - via Cal ICH	FY 2021-2022	\$ 3,972,905.05	State Agency	Permanent Supportive and Service-Enriched Housing		Rural Outreach, Veteran Outreach, Navigation Center Operating Subsidy, Youth Outreach, rural case management, moving	X	ALL PEOPLE EXPERIENCING HOMELESSNESS	TARGETED POPULATIONS (please "X" all that apply)			
	FY 2022-2023								People Exp Chronic Homelessness	Veterans	Other (please enter here)	
	FY 2023-2024				Systems Support Activities					People Exp Severe Mental Illness	People Exp HIV/ AIDS	Children of Parenting Youth
	FY 2024-2025				Administrative Activities					People Exp Substance Abuse Disorders	Unaccompanied Youth	Other (please enter here)
Emergency Rental Assistance (ERA) - via Treasury	FY 2021-2022	\$ 35,475,842.00	Federal Agency	Administrative Activities		County of Kern: CARES Emergency Rental Assistance through Department of Treasury by Housing Authority of the County of Kern	X	ALL PEOPLE EXPERIENCING HOMELESSNESS	TARGETED POPULATIONS (please "X" all that apply)			
	FY 2022-2023				Rental Assistance					People Exp Chronic Homelessness	Veterans	Other (please enter here)
					Diversion and Homelessness Prevention					People Exp Severe Mental Illness	People Exp HIV/ AIDS	Children of Parenting Youth
									People Exp Substance Abuse Disorders	Unaccompanied Youth	Other (please enter here)	
California COVID-19 Rent Relief Program - via HCD	FY 2021-2022	\$ 31,113,262.00	State Agency	Administrative Activities		County of Kern: ARPA Emergency Rental Assistance through HCD by Housing Authority of the County of Kern	X	ALL PEOPLE EXPERIENCING HOMELESSNESS	TARGETED POPULATIONS (please "X" all that apply)			
	FY 2022-2023				Rental Assistance					People Exp Chronic Homelessness	Veterans	Other (please enter here)
					Diversion and Homelessness Prevention					People Exp Severe Mental Illness	People Exp HIV/ AIDS	Children of Parenting Youth
									People Exp Substance Abuse Disorders	Unaccompanied Youth	Other (please enter here)	
Other (please enter funding source)	FY 2021-2022	\$ 5,518,189.00	State Agency	Non-Congregate Shelter/ Interim Housing		Permanent Local Housing Allocation (PLHA): Navigation Center Construction and Operation	X	ALL PEOPLE EXPERIENCING HOMELESSNESS	TARGETED POPULATIONS (please "X" all that apply)			
	FY 2022-2023									People Exp Chronic Homelessness	Veterans	Other (please enter here)
	FY 2023-2024									People Exp Severe Mental Illness	People Exp HIV/ AIDS	Children of Parenting Youth
	FY 2024-2025								People Exp Substance Abuse Disorders	Unaccompanied Youth	Other (please enter here)	
Other (please enter funding source)	FY 2021-2022	\$ 130,152.00	State Agency	Systems Support Activities		Pet Assistance Support Program (PAS): Pet Care Support for Navigation Center Clients	X	ALL PEOPLE EXPERIENCING HOMELESSNESS	TARGETED POPULATIONS (please "X" all that apply)			
										People Exp Chronic Homelessness	Veterans	Other (please enter here)
										People Exp Severe Mental Illness	People Exp HIV/ AIDS	Children of Parenting Youth
									People Exp Substance Abuse Disorders	Unaccompanied Youth	Other (please enter here)	
Emergency Solutions Grants - CV (ESG CV) - via HUD	FY 2021-2022	\$ 6,190,962.00	Federal Agency	Diversion and Homelessness Prevention		Kern County: Provide outreach, HMIS support, Emergency Shelter capability, rapid rehousing.	X	ALL PEOPLE EXPERIENCING HOMELESSNESS	TARGETED POPULATIONS (please "X" all that apply)			
					Non-Congregate Shelter/ Interim Housing					People Exp Chronic Homelessness	Veterans	Other (please enter here)
					Outreach and Engagement					People Exp Severe Mental Illness	People Exp HIV/ AIDS	Children of Parenting Youth
					Systems Support Activities					People Exp Substance Abuse Disorders	Unaccompanied Youth	Other (please enter here)
Emergency Solutions Grants - CV (ESG CV) - via HCD	FY 2021-2022	\$ 906,700.00	State Agency	Non-Congregate Shelter/ Interim Housing		Kern County: Emergency Shelter for BHC/Mission/Women's Center, Rapid Rehousing for Women's Center High Desert	X	ALL PEOPLE EXPERIENCING HOMELESSNESS	TARGETED POPULATIONS (please "X" all that apply)			
					Diversion and Homelessness Prevention					People Exp Chronic Homelessness	Veterans	Other (please enter here)
					Permanent Supportive and Service-Enriched Housing					People Exp Severe Mental Illness	People Exp HIV/ AIDS	Children of Parenting Youth
									People Exp Substance Abuse Disorders	Unaccompanied Youth	Other (please enter here)	
Emergency Solutions Grants (ESG) - via HUD	FY 2021-2022	\$ 419,432.00	Federal Agency	Diversion and Homelessness Prevention		Kern County: Emergency Shelter for BHC/Mission/Women's Center, Rapid Rehousing BHC .	X	ALL PEOPLE EXPERIENCING HOMELESSNESS	TARGETED POPULATIONS (please "X" all that apply)			
					Non-Congregate Shelter/ Interim Housing					People Exp Chronic Homelessness	Veterans	Other (please enter here)
					Outreach and Engagement					People Exp Severe Mental Illness	People Exp HIV/ AIDS	Children of Parenting Youth
									People Exp Substance Abuse Disorders	Unaccompanied Youth	Other (please enter here)	

Emergency Solutions Grants (ESG) - via HCD	FY 2021-2022	\$ 261,840.00	State Agency	Non-Congregate Shelter/ Interim Housing	Kern County : Emergency Shelter for Flood Ministries, Emergency Shelter for BHC/Mission, Street Outreach for Flood, Rapid Rehousing	X	ALL PEOPLE EXPERIENCING HOMELESSNESS	TARGETED POPULATIONS (please "X" all that apply)			
	Outreach and Engagement			People Exp Chronic Homelessness				Veterans	Other (please enter here)		
	Diversion and Homelessness Prevention			People Exp Severe Mental Illness				People Exp HIV/ AIDS	Children of Parenting Youth		
	Rental Assistance			People Exp Substance Abuse Disorders				Unaccompanied Youth	Other (please enter here)		
Homeless Housing, Assistance and Prevention Program (HHAP) - via Cal ICH	FY 2021-2022	\$ 2,114,646.00	State Agency	Administrative Activities	Permanent Supportive and Service-Enriched Housing	CES, HMIS, PSH (landlord incentives, aftercare case management, removing barriers and move-in kits), RRH, Youth NCS, job development, TH	X	ALL PEOPLE EXPERIENCING HOMELESSNESS	TARGETED POPULATIONS (please "X" all that apply)		
	FY 2022-2023			Systems Support Activities	Diversion and Homelessness Prevention				People Exp Chronic Homelessness	Veterans	Other (please enter here)
	FY 2023-2024			Non-Congregate Shelter/ Interim Housing	People Exp Severe Mental Illness				People Exp HIV/ AIDS	Children of Parenting Youth	
	FY 2024-2025			Rental Assistance	People Exp Substance Abuse Disorders				X Unaccompanied Youth	X Families	
Continuum of Care Program (CoC) - via HUD	FY 2022-2023	\$ 6,799,242.00	Federal Agency	Systems Support Activities	CES, HMIS, PSH, TH, RRH	X	ALL PEOPLE EXPERIENCING HOMELESSNESS	TARGETED POPULATIONS (please "X" all that apply)			
	Rental Assistance			X People Exp Chronic Homelessness				Veterans	Other (please enter here)		
	Permanent Supportive and Service-Enriched Housing			People Exp Severe Mental Illness				X People Exp HIV/ AIDS	Children of Parenting Youth		
				People Exp Substance Abuse Disorders				Unaccompanied Youth	Other (please enter here)		
Other (please enter funding source)	FY 2021-2022	\$125,000	Private Funder(s)	Non-Congregate Shelter/ Interim Housing	Covid at risk project and Mobile Home Units for self-sufficiency		ALL PEOPLE EXPERIENCING HOMELESSNESS	TARGETED POPULATIONS (please "X" all that apply)			
	Permanent Supportive and Service-Enriched Housing			People Exp Chronic Homelessness				Veterans	X Elderly		
				People Exp Severe Mental Illness				People Exp HIV/ AIDS	Children of Parenting Youth		
				People Exp Substance Abuse Disorders				Unaccompanied Youth	Other (please enter here)		
Emergency Housing Vouchers (EHVs) - via HUD	FY 2021-2022	234 vouchers	Federal Agency	Permanent Supportive and Service-Enriched Housing	Emergency Housing Vouchers (one time) through CES	X	ALL PEOPLE EXPERIENCING HOMELESSNESS	TARGETED POPULATIONS (please "X" all that apply)			
	FY 2022-2023			X People Exp Chronic Homelessness				Veterans	Other (please enter here)		
				People Exp Severe Mental Illness				People Exp HIV/ AIDS	Children of Parenting Youth		
				People Exp Substance Abuse Disorders				Unaccompanied Youth	Other (please enter here)		
Housing and Disability Advocacy Program (HDAP) - via CDSS	FY 2021-2022	\$ 75,500.00	State Agency	Rental Assistance	Flood, GBLA providing rental assistance (DHS)	X	ALL PEOPLE EXPERIENCING HOMELESSNESS	TARGETED POPULATIONS (please "X" all that apply)			
				People Exp Chronic Homelessness				Veterans	Other (please enter here)		
				People Exp Severe Mental Illness				People Exp HIV/ AIDS	Children of Parenting Youth		
				People Exp Substance Abuse Disorders				Unaccompanied Youth	Other (please enter here)		
CalWORKs Housing Support Program (HSP) - via CDSS	FY 2021-2022	\$ 1,642,614.00	State Agency	Rental Assistance	BHC rental assistance	X	ALL PEOPLE EXPERIENCING HOMELESSNESS	TARGETED POPULATIONS (please "X" all that apply)			
				People Exp Chronic Homelessness				Veterans	Other (please enter here)		
				People Exp Severe Mental Illness				People Exp HIV/ AIDS	Children of Parenting Youth		
				People Exp Substance Abuse Disorders				Unaccompanied Youth	Other (please enter here)		
Project Roomkey and Rehousing - via CDSS	FY 2021-2022	\$ 59,948.00	State Agency	Non-Congregate Shelter/ Interim Housing	Case management	X	ALL PEOPLE EXPERIENCING HOMELESSNESS	TARGETED POPULATIONS (please "X" all that apply)			
				People Exp Chronic Homelessness				Veterans	Other (please enter here)		
				People Exp Severe Mental Illness				People Exp HIV/ AIDS	Children of Parenting Youth		
				People Exp Substance Abuse Disorders				Unaccompanied Youth	Other (please enter here)		
Homekey (via HCD)	FY 2021-2022	\$ 46,148,375.00	State Agency	Permanent Supportive and Service-Enriched Housing	Acquisition, rehab of multisite PSH	X	ALL PEOPLE EXPERIENCING HOMELESSNESS	TARGETED POPULATIONS (please "X" all that apply)			
				People Exp Chronic Homelessness				Veterans	Other (please enter here)		
				People Exp Severe Mental Illness				People Exp HIV/ AIDS	Children of Parenting Youth		
				People Exp Substance Abuse Disorders				Unaccompanied Youth	Other (please enter here)		
No Place Like Home (NPLH) - via HCD	FY 2021-2022	\$ 1,500,000.00	State Agency	Permanent Supportive and Service-Enriched Housing	BHRS & Housing Authority PSH		ALL PEOPLE EXPERIENCING HOMELESSNESS	TARGETED POPULATIONS (please "X" all that apply)			
	FY 2022-2023			X People Exp Chronic Homelessness				Veterans	Other (please enter here)		
								X People Exp Severe Mental Illness	People Exp HIV/ AIDS	Children of Parenting Youth	

								People Exp Substance Abuse Disorders	Unaccompanied Youth	Other (please enter here)
Other (please enter funding source)						ALL PEOPLE EXPERIENCING HOMELESSNESS	TARGETED POPULATIONS (please "X" all that apply)			
							People Exp Chronic Homelessness	Veterans	Other (please enter here)	
							People Exp Severe Mental Illness	People Exp HIV/ AIDS	Children of Parenting Youth	
							People Exp Substance Abuse Disorders	Unaccompanied Youth	Other (please enter here)	

CA 404 Bakersfield/Kern County CoC
Table 4. Outcome Goals

Outcome Goal #1a: Reducing the number of persons experiencing homelessness.		
Baseline Data: Annual estimate of number of people accessing services who are experiencing homelessness	Outcome Goals July 1, 2021 - June 30, 2024	
	Decrease/Increase in # of People	Decrease/Increase as % Change from Baseline
6,331	1689	27%
Describe Your Related Goals for Underserved Populations and Populations Disproportionately Impacted by Homelessness		
Describe any underserved and/ or disproportionately impacted population(s) that your community will especially focus on related to this Outcome Goal and how this focus has been informed by data in your landscape assessment:	Describe the trackable data goal(s) related to this Outcome Goal:	
Focus on outreach services for rural and BIPOC communities as informed by landscape analysis and CES SWOT Analysis. Women, Black and Hispanic community members currently are underrepresented in Outreach and Engagement Services, Transitional Housing and CES access points.	Monthly review of number of people housed, new inflow, and total homeless within our HMS system. Monthly review of milestones within CES including number of contacts, prioritized, matched and housed. Additional funding will be provided for CES (CAPK) to expand rural teams and leverage the Family Resource Centers to better reach families, women, Hispanic and rural individuals. Number of assessment and contacts will be tracked to ensure additional open doors and opportunities for access to housing resources. Outreach Services (Flood) will be assessing geographic locations and outreach needed to ensure that Black or African-American communities are served and will assess hiring to focus on a diverse workforce. Neighborhood churches and service providers who focus on Black or African-American communities will be engaged. We will seek additional input from the Lived Experience Advisory Board to develop additional strategies.	

Outcome Goal #1b: Reducing the number of persons experiencing homelessness on a daily basis		
Baseline Data: Daily Estimate of # of people experiencing unsheltered homelessness	Outcome Goals July 1, 2021 - June 30, 2024	
	Reduction in # of People	Reduction as % Change from Baseline
1,004	10	-1%
Describe Your Related Goals for Underserved Populations and Populations Disproportionately Impacted by Homelessness		
Describe any underserved and/ or disproportionately impacted population(s) that your community will especially focus on related to this Outcome Goal and how this focus has been informed by data in your landscape assessment:	Describe the trackable data goal(s) related to this Outcome Goal:	
We will continue to drill down on needs associated with five By Name Lists (Chronic Homeless, Veterans, Youth, Intensive Services, and Elderly). Even when we compare to Census and those experiencing poverty, African-American communities show disparate impact for homelessness. We also show that for outreach services specifically, Black/African-American and Hispanic community is underrepresented.	Monthly review of HMS data to document trends and identify any areas of concern through the Built for Zero committee and reporting to Governing Board on a monthly basis. Outreach Services (Flood) will be assessing geographic locations and outreach needed to ensure that Black or African-American and Hispanic communities are served and will assess hiring to focus on a diverse workforce. Neighborhood churches and service providers who focus on Black or African-American communities will be engaged. We will seek additional input from the Lived Experience Advisory Board to develop additional strategies. Focus on place based strategies so that we bring services to the community, particularly for rural community members. Expansion of the Brundage Lane Navigation Center, Delano and Arvin Navigation Centers, Covid hotel program, rural hotel program and relocation with increased bed coverage of the Bakersfield Homeless Center will continue to allow more	

Outcome Goal #2: Reducing the number of persons who become homeless for the first time.		
Baseline Data: Annual Estimate of # of people who become homeless for the first time	Outcome Goals July 1, 2021 - June 30, 2024	
	Reduction in # of People	Reduction as % Change from Baseline
2,581	26	-1%
Describe Your Related Goals for Underserved Populations and Populations Disproportionately Impacted by Homelessness		
Describe any underserved and/ or disproportionately impacted population(s) that your community will especially focus on related to this Outcome Goal and how this focus has been informed by data in your landscape assessment:	Describe the trackable data goal(s) related to this Outcome Goal:	
We will continue to drill down on needs associated with five By Name Lists (Chronic Homeless, Veterans, Youth, Intensive Services, and Elderly). Interestingly, we have a higher rate of those identifying as white, those fleeing domestic violence, those with significant mental illness and those experiencing substance abuse disorders among those experiencing homelessness for the first time. Based on national trends where many reported increases in these areas as impacts of shelter in place orders, reduced socialization and ability to access services, it is both concerning but not surprising to see this trend in Bakersfield/Kern.	Monthly review of HMS data to document trends and identify any areas of concern. The CoC, City and County are actively collaborating to improve access to services and leverage CalAIM and other opportunities. Just recently the BHRS received approval for MHA Innovation funds to support behavioral health mobile clinics for those experiencing homelessness. Therapists are being brought into the shelters and navigation centers. Additional education is being provided regarding substance use impacts, use of sobering stations, and increased availability of Narcan. The CoC, City and County are actively supporting the relocation of the family shelter to increase bed availability.	

Outcome Goal #3: Increasing the number of people exiting homelessness into permanent housing.		
Baseline Data: Annual Estimate of # of people exiting homelessness into permanent housing	Outcome Goals July 1, 2021 - June 30, 2024	
	Increase in # of People	Increase as % Change from Baseline
2,082	21	1%
Describe Your Related Goals for Underserved Populations and Populations Disproportionately Impacted by Homelessness		
Describe any underserved and/ or disproportionately impacted population(s) that your community will especially focus on related to this Outcome Goal and how this focus has been informed by data in your landscape assessment:	Describe the trackable data goal(s) related to this Outcome Goal:	
In general, our outcomes to housing are equitable with little variation from those experiencing homelessness overall. However, we would always like to see increased housing placement, which has been bottlenecked by limited housing supply and rising rental costs.	Monthly review of HMS data to document trends and identify any areas of concern. CES produces a monthly report tracking the number who are prioritized for housing, matched to housing, and housed. This information continues to show a significant challenge in finding available housing units which we hope to address through landlord incentives, aggressively seeking Homekey and other funding and increasing housing production through rezoning, ADUs, capital operating subsidies and other strategies.	

Outcome Goal #4: Reducing the length of time persons remain homeless.		
Baseline Data: Average length of time (in # of days) persons enrolled in street outreach, emergency shelter, transitional housing, safe haven projects and time prior to move-in for persons enrolled in rapid rehousing and permanent housing projects	Outcome Goals July 1, 2021 - June 30, 2024	
	Decrease in Average # of Days	Decrease as % Change from Baseline
145	3	2%
Describe Your Related Goals for Underserved Populations and Populations Disproportionately Impacted by Homelessness		
Describe any underserved and/ or disproportionately impacted population(s) that your community will especially focus on related to this Outcome Goal and how this focus has been informed by data in your landscape assessment:	Describe the trackable data goal(s) related to this Outcome Goal:	

Chronically homeless individuals or individuals with long length of time on the BNL or match list are always a concern. In addition, families, Black or African-American, American Indian or Alaska Native, Native Hawaiian or Other Pacific Islander, Parenting Youth, and Multiple Races have longer period of homelessness. Transgender also shows a higher rate, but because the sample size is very small, it is harder to generalize trends or assumptions.	Review match and BNL lists for identified individuals and monthly CES reporting. Landlord incentives will attempt to address the challenge of housing families who need more bedrooms than single adults. Additional efforts will be made to provide training across organizations and to promote equal access to housing resources. Although outcomes for many of these groups are positive, we do want to improve how quickly they can access housing resources, likely tied to the size of the unit needed.
---	--

Outcome Goal #5: Reducing the number of persons who return to homelessness after exiting homelessness to permanent housing.

Baseline Data: % of people who return to homelessness after having exited homelessness to permanent housing	Outcome Goals July 1, 2021 - June 30, 2024	
	Decrease in % of People who return to Homelessness	Decrease as % Change from Baseline
12%	1%	-8%
Describe Your Related Goals for Underserved Populations and Populations Disproportionately Impacted by Homelessness		
Describe any underserved and/ or disproportionately impacted population(s) that your community will especially focus on related to this Outcome Goal and how this focus has been informed by data in your landscape assessment:	Describe the trackable data goal(s) related to this Outcome Goal:	
In general there is little variation among groups in returns to homelessness. A few outliers among race and ethnicity include White (Non-Hispanic/Non-Latino) and American Indian or Alaska Native (Non-Hispanic/Non-Latino). Most concerning, though a small sample size, was that all those identifying as Transgender, all of whom returned to homelessness, those experiencing significant mental illness and substance use disorder.	The CoC, City and County continue to work with aftercare providers to address behavioral health and substance use needs and leveraging CalAIM to ensure that the level of support that is needed is provided to those in PSH. We will continue to seek appropriate services for those in the LGBTQ+ population.	

Outcome Goal #6: Increasing successful placements from street outreach.

Baseline Data: Annual # of people served in street outreach projects who exit to emergency shelter, safe haven, transitional housing, or permanent housing destinations.	Outcome Goals July 1, 2021 - June 30, 2024	
	Increase in # of People Successfully Placed from Street Outreach	Increase as % of Baseline
547	7	1%
Describe Your Related Goals for Underserved Populations and Populations Disproportionately Impacted by Homelessness		
Describe any underserved and/ or disproportionately impacted population(s) that your community will especially focus on related to this Outcome Goal and how this focus has been informed by data in your landscape assessment:	Describe the trackable data goal(s) related to this Outcome Goal:	
Outcomes for race and ethnic groups are consistent with unsheltered numbers. We do see a higher rate of placements for women than men over what would be expected. As well, higher rates for significant mental illness and substance use can also be seen, indicating that those most vulnerable are likely being served by street outreach teams.	Monitoring of data in HMIS. Street outreach will continue to explore innovative ways to engage men who appear to be more service resistant than women. The CoC, City and County will continue to work with street outreach providers to explore data. CES will be expanding outreach and placement into emergency shelter targeting rural areas.	

Table 5. Strategies to Achieve Outcome Goals

Strategy	Performance Measure to Be Impacted (Check all that apply)
<p>Description</p> <p>CES Outreach Response Team Expansion</p> <p>Timeframe</p> <p>1 Year</p> <p>Entities with Lead Responsibilities</p> <p>Community Action Partnership of Kern</p> <p>Measurable Targets</p> <p>50 additional assessments completed for homeless individuals in rural areas in FY 2022-23</p>	<p><input type="checkbox"/> 1. Reducing the number of persons experiencing homelessness.</p> <p><input checked="" type="checkbox"/> 2. Reducing the number of persons who become homeless for the first time.</p> <p><input type="checkbox"/> 3. Increasing the number of people exiting homelessness into permanent housing.</p> <p><input checked="" type="checkbox"/> 4. Reducing the length of time persons remain homeless.</p> <p><input checked="" type="checkbox"/> 5. Reducing the number of persons who return to homelessness after exiting homelessness to permanent housing.</p> <p><input type="checkbox"/> 6. Increasing successful placements from street outreach.</p> <p><input type="checkbox"/> focused on equity goals related to underserved populations and populations disproportionately impacted by homelessness.</p>
<p>Description</p> <p>Rural Transportation</p> <p>Timeframe</p> <p>1-2 Years</p> <p>Entities with Lead Responsibilities</p> <p>Kern Transit/Kern County Administrative Office</p> <p>Measurable Targets</p> <p>25% increase in number of homeless individuals accessing services in rural areas in FY 2022-23</p>	<p><input type="checkbox"/> 1. Reducing the number of persons experiencing homelessness.</p> <p><input type="checkbox"/> 2. Reducing the number of persons who become homeless for the first time.</p> <p><input type="checkbox"/> 3. Increasing the number of people exiting homelessness into permanent housing.</p> <p><input checked="" type="checkbox"/> 4. Reducing the length of time persons remain homeless.</p> <p><input type="checkbox"/> 5. Reducing the number of persons who return to homelessness after exiting homelessness to permanent housing.</p> <p><input checked="" type="checkbox"/> 6. Increasing successful placements from street outreach.</p> <p><input type="checkbox"/> focused on equity goals related to underserved populations and populations disproportionately impacted by homelessness.</p>
<p>Description</p> <p>Arvin Drop In Center</p> <p>Timeframe</p> <p>1 Year</p> <p>Entities with Lead Responsibilities</p> <p>Flood Ministries/City of Arvin</p> <p>Measurable Targets</p> <p>15 homeless individuals accessing services in Arvin Drop In Center in FY 2022-23</p>	<p><input checked="" type="checkbox"/> 1. Reducing the number of persons experiencing homelessness.</p> <p><input checked="" type="checkbox"/> 2. Reducing the number of persons who become homeless for the first time.</p> <p><input checked="" type="checkbox"/> 3. Increasing the number of people exiting homelessness into permanent housing.</p> <p><input checked="" type="checkbox"/> 4. Reducing the length of time persons remain homeless.</p> <p><input type="checkbox"/> 5. Reducing the number of persons who return to homelessness after exiting homelessness to permanent housing.</p> <p><input type="checkbox"/> 6. Increasing successful placements from street outreach.</p> <p><input type="checkbox"/> focused on equity goals related to underserved populations and populations disproportionately impacted by homelessness.</p>

Strategy	Performance Measure to Be Impacted (Check all that apply)
Description	<input checked="" type="checkbox"/> 1. Reducing the number of persons experiencing homelessness. <input checked="" type="checkbox"/> 2. Reducing the number of persons who become homeless for the first time. <input type="checkbox"/> 3. Increasing the number of people exiting homelessness into permanent housing. <input type="checkbox"/> 4. Reducing the length of time persons remain homeless. <input checked="" type="checkbox"/> 5. Reducing the number of persons who return to homelessness after exiting homelessness to permanent housing. <input type="checkbox"/> 6. Increasing successful placements from street outreach. <input checked="" type="checkbox"/> Focused on equity goals related to underserved populations and populations disproportionately impacted by homelessness.
Delano Navigation Center	
Timeframe	
1 Year	
Entities with Lead Responsibilities	
Flood Ministries	
Measurable Targets	
25% increase of successful housing placements in FY 2022-23	

Strategy	Performance Measure to Be Impacted (Check all that apply)
Description	<input type="checkbox"/> 1. Reducing the number of persons experiencing homelessness. <input type="checkbox"/> 2. Reducing the number of persons who become homeless for the first time. <input checked="" type="checkbox"/> 3. Increasing the number of people exiting homelessness into permanent housing. <input type="checkbox"/> 4. Reducing the length of time persons remain homeless. <input checked="" type="checkbox"/> 5. Reducing the number of persons who return to homelessness after exiting homelessness to permanent housing. <input checked="" type="checkbox"/> 6. Increasing successful placements from street outreach. <input checked="" type="checkbox"/> Focused on equity goals related to underserved populations and populations disproportionately impacted by homelessness.
Mobile Showers for Safe Camping	
Timeframe	
3 Years	
Entities with Lead Responsibilities	
Community Action Partnership of Kern	
Measurable Targets	
25% increase in housing or emergency shelter placements in FY 2022-23	

Strategy	Performance Measure to Be Impacted (Check all that apply)
Description	<input type="checkbox"/> 1. Reducing the number of persons experiencing homelessness. <input type="checkbox"/> 2. Reducing the number of persons who become homeless for the first time. <input type="checkbox"/> 3. Increasing the number of people exiting homelessness into permanent housing. <input checked="" type="checkbox"/> 4. Reducing the length of time persons remain homeless. <input type="checkbox"/> 5. Reducing the number of persons who return to homelessness after exiting homelessness to permanent housing. <input type="checkbox"/> 6. Increasing successful placements from street outreach. <input checked="" type="checkbox"/> Focused on equity goals related to underserved populations and populations disproportionately impacted by homelessness.
Head Start Transportation	
Timeframe	
1-2 Years	
Entities with Lead Responsibilities	
Open Door Network	
Measurable Targets	
25% increase in homeless adults access to services and/or job attainment in FY 2022-23	

Strategy	Performance Measure to Be Impacted (Check all that apply)
Description	
Youth Outreach	
Timeframe	
2 Years	
Entities with Lead Responsibilities	
Kern County Network for Children	
Measurable Targets	
15% increase in youth access to services in FY 2022-23	<input checked="" type="checkbox"/> 1. Reducing the number of persons experiencing homelessness. <input checked="" type="checkbox"/> 2. Reducing the number of persons who become homeless for the first time. <input type="checkbox"/> 3. Increasing the number of people exiting homelessness into permanent housing. <input type="checkbox"/> 4. Reducing the length of time persons remain homeless. <input type="checkbox"/> 5. Reducing the number of persons who return to homelessness after exiting homelessness to permanent housing. <input type="checkbox"/> 6. Increasing successful placements from street outreach. <input checked="" type="checkbox"/> Focused on equity goals related to underserved populations and populations disproportionately impacted by homelessness.

Table 6. Funding Plans

Activity to be funded by HHAP 3 <i>(choose from drop down options)</i>	Eligible Use Categories Used to Fund Activity										Total Funds Requested:	Description of Activity	
	1. Rapid rehousing	2. Operating subsidies	3. Street outreach	4. Services coordination	5. Systems support	6. Delivery of permanent housing	7. Prevention and diversion	8. Interim sheltering (new and existing)	9. Shelter improvements to lower barriers and increase privacy	10. Administrative (up to 7%)			
Non-Congregate Shelter/ Interim Housing	\$ -	\$ -	\$ -	\$ -	\$ -	\$ -	\$ -	\$ -	\$ -	\$ -	\$ -	\$ -	
Outreach and Engagement	\$ -	\$ -	\$ -	\$ -	\$ -	\$ -	\$ -	\$ -	\$ -	\$ -	\$ -	\$ -	
Systems Support Activities	\$ -	\$ -	\$ -	\$ -	\$ -	\$ -	\$ -	\$ -	\$ -	\$ -	\$ -	\$ -	
Permanent Supportive and Service-Enriched Housing	\$ -	\$ -	\$ -	\$ -	\$ -	\$ -	\$ -	\$ -	\$ -	\$ -	\$ -	\$ -	
Diversion and Homelessness Prevention	\$ -	\$ -	\$ -	\$ -	\$ -	\$ -	\$ -	\$ -	\$ -	\$ -	\$ -	\$ -	
Administrative Activities	\$ -	\$ -	\$ -	\$ -	\$ -	\$ -	\$ -	\$ -	\$ -	\$ -	\$ -	\$ -	
	\$ -	\$ -	\$ -	\$ -	\$ -	\$ -	\$ -	\$ -	\$ -	\$ -	\$ -	\$ -	
	\$ -	\$ -	\$ -	\$ -	\$ -	\$ -	\$ -	\$ -	\$ -	\$ -	\$ -	\$ -	
	\$ -	\$ -	\$ -	\$ -	\$ -	\$ -	\$ -	\$ -	\$ -	\$ -	\$ -	\$ -	
	\$ -	\$ -	\$ -	\$ -	\$ -	\$ -	\$ -	\$ -	\$ -	\$ -	\$ -	\$ -	
Totals:	\$ -	\$ -	\$ -	\$ -	\$ -	\$ -	\$ -	\$ -	\$ -	\$ -	\$ -	\$ -	

Explanation of How the Proposed Use of Funds Will Complement Existing local, state, and federal funds and equitably close the gaps identified in the Local Landscape Analysis

Table 6. Funding Plans

Activity to be funded by HHAP 3 <i>(choose from drop down options)</i>	Eligible Use Categories Used to Fund Activity										Total Funds Requested:	Description of Activity
	1. Rapid rehousing	2. Operating subsidies	3. Street outreach	4. Services coordination	5. Systems support	6. Delivery of permanent housing	7. Prevention and diversion	8. Interim sheltering (new and existing)	9. Shelter improvements to lower barriers and increase privacy	10. Administrative (up to 7%)		
CES Outreach Response Team	\$ -	\$ -	\$ -	\$ -	\$ 200,000.00	\$ -	\$ -	\$ -	\$ -	\$ -	\$ 200,000.00	Direct shelter referral outreach in rural areas
Arvin Drop-in Center	\$ -	\$ -	\$ 300,000.00	\$ -	\$ -	\$ -	\$ -	\$ -	\$ -	\$ -	\$ 300,000.00	Operating support for Arvin drop-in center
Mobile Showers	\$ -	\$ -	\$ -	\$ -	\$ -	\$ -	\$ 588,120.00	\$ -	\$ -	\$ -	\$ 588,120.00	showers for safe camping areas
Youth Outreach	\$ -	\$ -	\$ 185,789.31	\$ -	\$ -	\$ -	\$ -	\$ -	\$ -	\$ -	\$ 185,789.31	Youth outreach 18-24
Delano Navigation Center	\$ -	\$ 450,000.00	\$ -	\$ -	\$ -	\$ -	\$ -	\$ -	\$ -	\$ -	\$ 450,000.00	operating support for Delano Navigation Center
Rural Transportation	\$ -	\$ -	\$ -	\$ -	\$ -	\$ -	\$ 33,983.77	\$ -	\$ -	\$ -	\$ 33,983.77	Provide bus passes/ dial-a-ride passes from Kern Transit in rural areas
Head Start Transportation	\$ -	\$ -	\$ -	\$ -	\$ -	\$ -	\$ 100,000.00	\$ -	\$ -	\$ -	\$ 100,000.00	Pay for driver to transport homeless children to head start daycare.
	\$ -	\$ -	\$ -	\$ -	\$ -	\$ -	\$ -	\$ -	\$ -	\$ -	\$ -	
	\$ -	\$ -	\$ -	\$ -	\$ -	\$ -	\$ -	\$ -	\$ -	\$ -	\$ -	
	\$ -	\$ -	\$ -	\$ -	\$ -	\$ -	\$ -	\$ -	\$ -	\$ -	\$ -	
Totals:	\$ -	\$ 450,000.00	\$ 485,789.31	\$ -	\$ 200,000.00	\$ -	\$ 722,103.77	\$ -	\$ -	\$ -	\$ 1,857,893.08	

Explanation of How the Proposed Use of Funds Will Complement Existing local, state, and federal funds and equitably close the gaps identified in the Local Landscape Analysis



APPLICANT INFORMATION

CoC / Large City / County Name:	County of Kern	Applying Jointly? Y/N	N
Administrative Entity Name:	Kern County Administrative Office	Total Allocation	\$ 1,857,893.08

HHAP FUNDING EXPENDITURE PLAN

ELIGIBLE USE CATEGORY	FY21/22	FY22/23	FY23/24	FY24/25	FY25/26	TOTAL	Initial	Remainder
Rapid rehousing	\$ -	\$ -	\$ -	\$ -	\$ -	\$ -		\$ -
<i>Rapid rehousing: youth set-aside</i>	\$ -	\$ -	\$ -	\$ -	\$ -	\$ -	\$ -	\$ -
Operating subsidies	\$ 450,000.00	\$ -	\$ -	\$ -	\$ -	\$ 450,000.00	\$ -	\$ -
<i>Operating subsidies: youth set-aside</i>	\$ -	\$ -	\$ -	\$ -	\$ -	\$ -	\$ -	\$ -
Street outreach	\$ 485,789.31	\$ -	\$ -	\$ -	\$ -	\$ 485,789.31	\$ -	\$ -
<i>Street outreach: youth set-aside</i>	\$ 185,791.31	\$ -	\$ -	\$ -	\$ -	\$ 185,791.31	\$ -	\$ -
Services coordination	\$ -	\$ -	\$ -	\$ -	\$ -	\$ -	\$ -	\$ -
<i>Services coordination: youth set-aside</i>	\$ -	\$ -	\$ -	\$ -	\$ -	\$ -	\$ -	\$ -
Systems support	\$ 100,000.00	\$ 100,000.00	\$ -	\$ -	\$ -	\$ 200,000.00	\$ -	\$ -
<i>Systems support: youth set-aside</i>	\$ -	\$ -	\$ -	\$ -	\$ -	\$ -	\$ -	\$ -
Delivery of permanent housing	\$ -	\$ -	\$ -	\$ -	\$ -	\$ -	\$ -	\$ -
<i>Delivery of permanent housing: youth set-aside</i>	\$ -	\$ -	\$ -	\$ -	\$ -	\$ -	\$ -	\$ -
Prevention and shelter diversion	\$ 257,368.00	\$ 257,368.77	\$ 207,367.00	\$ -	\$ -	\$ 722,103.77	\$ -	\$ -
<i>Prevention and shelter diversion: youth set-aside</i>	\$ -	\$ -	\$ -	\$ -	\$ -	\$ -	\$ -	\$ -
Interim sheltering	\$ -	\$ -	\$ -	\$ -	\$ -	\$ -	\$ -	\$ -
<i>Interim sheltering: youth set-aside</i>	\$ -	\$ -	\$ -	\$ -	\$ -	\$ -	\$ -	\$ -
Shelter improvements to lower barriers and increase privacy	\$ -	\$ -	\$ -	\$ -	\$ -	\$ -	\$ -	\$ -
<i>Shelter improvements: youth set-aside</i>	\$ -	\$ -	\$ -	\$ -	\$ -	\$ -	\$ -	\$ -
Administrative (up to 7%)	\$ -	\$ -	\$ -	\$ -	\$ -	\$ -		
TOTAL FUNDING ALLOCATION						\$ 1,857,893.08	\$ -	\$ -
						TOTAL		
Youth Set-Aside (at least 10%)	\$ 185,791.31	\$ -	\$ -	\$ -	\$ -	\$ 185,791.31	\$ -	\$ -

COMMENTS: